# 塑料轴承材料属性表

| | | 通用型轴承<br>General Purpose Bearings | 快速慢速移动专家<br>Expert for Slow/Fast Motion | 壁厚坚固吸震<br>Impact-Resistant Walls | 马拉松型<br>所有轴使用<br>Marathon Type (For All Shafts) | 高科技问题专家<br>耐高温<br>High-Tech Problem Solver (Heat Resistant) | 低吸水性<br>经济型<br>Low Water Absorption (Cost-Efficient) | 通用型<br>高介质抗性<br>Universal Type (High Media Resistance) | 可与食品接触<br>Food Contact Compliant | 高负载的应用<br>High Load Applications |
|---|---|---|---|---|---|---|---|---|---|---|
| | | G | J | M | W | X | P | H | A | Q |
| 一般性能<br>General Properties | 密度<br>Density [g/cm³] | 1.46 | 1.49 | 1.14 | 1.24 | 1.44 | 1.58 | 1.71 | 1.46 | 1.4 |
| | 颜色<br>Color | 深灰色<br>Dark Grey | 黄色<br>Yellow | 炭黑色<br>Carbonarius | 黄色<br>Yellow | 黑色<br>Black | 黑色<br>Black | 灰色<br>Gray | 白色<br>White | 黑色<br>Black |
| | 23°C/50%相对湿度时最大吸水率[%重量]<br>Max. Water Absorption [wt%] (Equilibrium, 23°C/50% RH) | 0.7 | 0.3 | 1.4 | 1.3 | 0.1 | 0.2 | 0.1 | 0.2 | 0.3 |
| | 最大吸水率[%重量]<br>Max. Water Absorption [wt%] (Saturation) | 4 | 1.3 | 7.6 | 6.5 | 0.5 | 0.4 | 0.3 | 1.3 | 4.9 |
| | 对钢轴的滑动摩擦系数[μ]<br>Coefficient of Sliding Friction vs. Steel Shaft | 0.08-0.15 | 0.06-0.18 | 0.18-0.40 | 0.08-0.23 | 0.90-0.27 | 0.06-0.21 | 0.07-0.20 | 0.05-0.23 | 0.05-0.15 |
| | 最大PV值(干运行)<br>Max. PV Value (Dry Running) [MPa·m/s] | 0.42 | 0.34 | 0.12 | 0.23 | 1.32 | 0.39 | 1.37 | 0.31 | 0.55 |
| 机械性能<br>Mechanical Properties | 弹性模量[MPa]<br>Elastic Modulus | 7800 | 2400 | 2700 | 3500 | 8100 | 5300 | 12500 | 2300 | 4500 |
| | 20°C时的抗拉强度[MPa]<br>Tensile Strength @ 20°C [MPa] | 210 | 73 | 112 | 125 | 170 | 120 | 175 | 88 | 120 |
| | 抗压强度[MPa]<br>Compressive Strength | 78 | 60 | 52 | 61 | 100 | 66 | 81 | 78 | 89 |
| | 可允许的表面最大静压强(+20°C)[MPa]<br>Max. Allowable Static Surface Pressure | 80 | 35 | 20 | 60 | 150 | 50 | 90 | 28 | 100 |
| | 邵氏D硬度<br>Hardness (Shore D) | 81 | 74 | 79 | 77 | 85 | 75 | 87 | 76 | 83 |
| 物理和热性能<br>Physical & Thermal Properties | 连续运行时的最高温度[°C]<br>Max. Continuous Operating Temperature | +130 | +90 | +80 | +90 | +250 | +130 | +200 | +90 | +135 |
| | 短暂运行时的最高温度[°C]<br>Max. Short-Term Operating | +220 | +120 | +170 | +180 | +315 | +200 | +240 | +110 | +155 |
| | 最低运行温度[°C]<br>Min. Operating Temperature | -40 | -50 | -40 | -40 | -100 | -40 | -40 | -50 | -40 |
| | 导热性[W/m-k]<br>Thermal Conductivity | 0.24 | 0.25 | 0.24 | 0.24 | 0.6 | 0.25 | 0.5 | 0.25 | 0.23 |
| | 热膨胀系数(+23°C时)[K-1、10]<br>Coefficient of Thermal Expansion | 9 | 10 | 10 | 9 | 5 | 4 | 4 | 11 | 5 |
| 导电性能<br>Electrical Properties | 体积电阻率(0cm)<br>Volume Resistivity | $>10^{13}$ | $>10^{13}$ | $>10^{13}$ | $>10^{13}$ | $<10^{5}$ | $>10^{13}$ | $<10^{5}$ | $>10^{12}$ | $>10^{15}$ |
| | 表面电阻(Q]<br>Surface Resistivity | $>10^{11}$ | $>10^{12}$ | $>10^{11}$ | $>10^{12}$ | $<10^{3}$ | $>10^{12}$ | $<10^{2}$ | $>10^{11}$ | $>10^{12}$ |

滑动轴承标准公制尺寸，符合ISO3547-1标准，且提供特殊尺寸



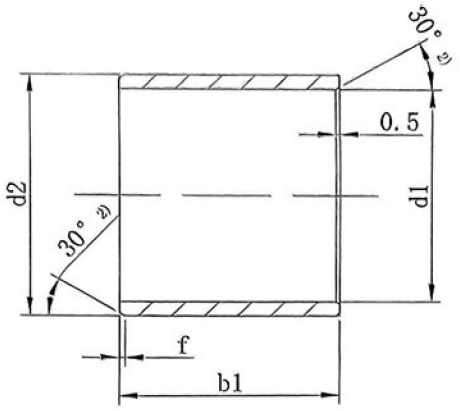


订购代码：

| 类型 | | | | 尺寸 | | |
|---|---|---|---|---|---|---|
| 材料 | 直套 | 公制 | 轴承 | 内经d1 | 外径d2 | 长度b1 |
| G | S | M | B | 08 | 10 | 08 |
| J | S | M | B | 08 | 10 | 08 |
| W | S | M | B | 08 | 10 | 08 |
| H | S | M | B | 08 | 10 | 08 |
| X | S | M | B | 08 | 10 | 08 |
| A | S | M | B | 08 | 10 | 08 |

2) 倒角和d1的关系　　2)厚度<1㎜,倒角=20°

| d1(㎜): | ℄1-6 | ℄6-12 | ℄12-30 | ℄>30 |
|---|---|---|---|---|
| f(㎜): | 0.3 | 0.5 | 0.8 | 1.2 |

订购代码：

| d1 | d1公差 E10 | d2 | 座孔H7 | b1 | | | | |
|---|---|---|---|---|---|---|---|---|
| 03 | +0.054<br>+0.014 | 04.5 | +0.015 | 03 | 05 | | | |
| 04 | +0.068<br>+0.020 | 05.5 | | 04 | 06 | | | |
| 05 | | 07 | | 05 | 08 | 10 | | |
| 06 | | 08 | | 06 | 08 | 10 | 15 | |
| 08 | +0.083<br>+0.025 | 10 | | 06 | 08 | 10 | 12 | 15 |
| 10 | | 12 | +0.018 | 06 | 08 | 10 | 15 | 20 |
| 12 | +0.102<br>+0.032 | 14 | | 10 | 12 | 15 | 20 | |
| 14 | | 16 | | 10 | 15 | 20 | 25 | |
| 15 | | 17 | | 10 | 15 | 20 | 25 | |
| 16 | | 18 | | 10 | 15 | 20 | | |
| 18 | | 20 | +0.021 | 15 | 20 | 25 | | |
| 20 | +0.124<br>+0.040 | 23 | | 10 | 15 | 20 | 25 | 30 |
| 22 | | 25 | | 15 | 20 | 25 | 30 | |
| 25 | | 28 | | 15 | 20 | 30 | | |
| 28 | | 32 | +0.025 | 20 | 25 | 30 | | |
| 30 | | 34 | | 15 | 20 | 30 | 40 | |
| 32 | +0.150<br>+0.050 | 36 | | 20 | 30 | 40 | | |
| 35 | | 39 | | 25 | 30 | 40 | | |
| 40 | | 44 | | 20 | 30 | 40 | 50 | |
| 45 | | 50 | | 30 | 40 | 50 | | |
| 50 | | 55 | +0.030 | 20 | 30 | 40 | 50 | |
| 55 | +0.180<br>+0.060 | 60 | | 40 | 50 | 60 | | |
| 60 | | 65 | | 30 | 40 | 50 | 60 | 70 |
| 65 | | 70 | | 30 | 50 | 60 | | |
| 75 | | 80 | | 40 | 60 | | | |
| 80 | | 85 | +0.035 | | | | 60 | 100 |

法兰轴承标准公制尺寸、符合ISO3547-1标准，且提供特殊尺寸



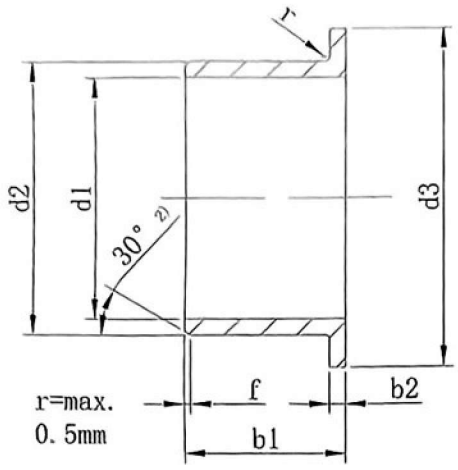


订购代码:

| 类型 | | | | 尺寸 | | |
|---|---|---|---|---|---|---|
| 材料 | 法兰衬套 | 公制 | 轴承 | 内经d | 外径d2 | 长度 |
| G | F | M | B | 10 | 12 | 09 |
| J | F | M | B | 10 | 12 | 09 |
| W | F | M | B | 10 | 12 | 09 |
| H | F | M | B | 10 | 12 | 09 |
| X | F | M | B | 10 | 12 | 09 |
| A | F | M | B | 10 | 12 | 09 |

倒角和d1的关系　　2)厚度<1㎜,倒角=20°

| d1(mm): | ⌀1-6 | ⌀6-12 | ⌀12-30 | ⌀>30 |
|---|---|---|---|---|
| f(mm): | 0.3 | 0.5 | 0.8 | 1.2 |

尺寸：mm

| d1 | d1公差 | d2 | 座孔H7 | d3 d13 | b2 -0.14 | b1 h13 | | | |
|---|---|---|---|---|---|---|---|---|---|
| 05 | +0.068 +0.020 | 07 | +0.015 | 11 | 1.0 | 05 | | | |
| 06 | | 08 | | 12 | 1.0 | 04 | 06 | 08 | 10 |
| 08 | +0.083 +0.025 | 10 | | 15 | 1.0 | 06 | 08 | 10 | |
| 10 | | 12 | +0.018 | 18 | 1.0 | 07 | 09 | 12 | 15 |
| 12 | +0.102 +0.032 | 14 | | 20 | 1.0 | 09 | 12 | 15 | 20 |
| 14 | | 16 | | 22 | 1.0 | 12 | 17 | | |
| 15 | | 17 | | 23 | 1.0 | 09 | 12 | 17 | |
| 16 | | 18 | | 24 | 1.0 | 12 | 17 | 21 | |
| 18 | | 20 | +0.021 | 26 | 1.0 | 09 | 12 | 22 | |
| 20 | +0.124 +0.040 | 23 | | 30 | 1.5 | 11 | 16 | 21 | |
| 25 | | 28 | | 32 | 1.5 | 11 | 16 | 21 | |
| 30 | | 34 | +0.025 | 42 | 2.0 | 16 | 26 | 40 | |
| 40 | +0.150 +0.050 | 44 | | 52 | 2.0 | 16 | 26 | 50 | |
| 50 | | 55 | +0.030 | 63 | 2.0 | 25 | 60 | | |
| 60 | +0.180 +0.060 | 65 | | 73 | 2.0 | 30 | 50 | 50 | 70 |

止推垫圈标准公制尺寸，符合ISO3547-1标准，且提供特殊尺寸

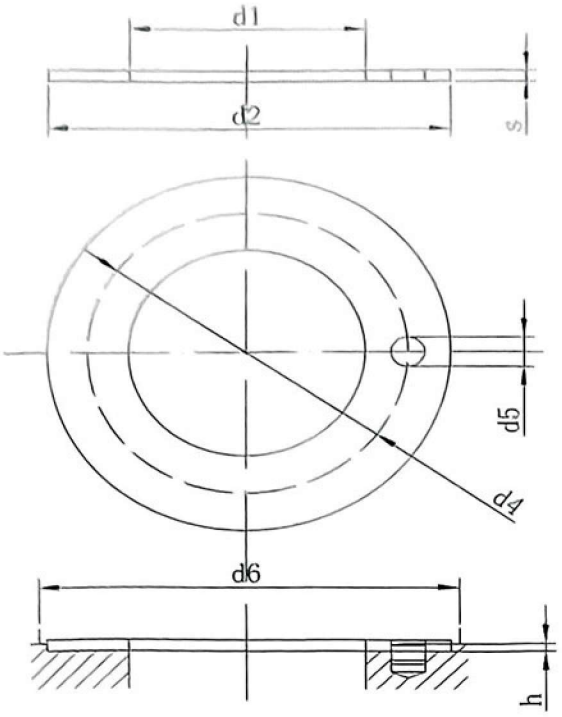


订购代码：

| 材料 | 类型 | | | 尺寸 | | |
|---|---|---|---|---|---|---|
| | 垫片 | 公制 | 轴承 | 内经d1 | 外径d2 | 厚度s |
| G | T | M | B | 06 | 12 | 015 |
| J | T | M | B | 06 | 12 | 015 |
| W | T | M | B | 06 | 12 | 015 |
| X | T | M | B | 06 | 12 | 015 |

尺寸：mm

| 产品代码 | d1 +0.25 | d2 -0.25 | s -0.05 | d4 +0.12 | d5 +0.375 | h +0.2 | d6 +0.12 |
|---|---|---|---|---|---|---|---|
| | 0 | 0 | 0 | -0.12 | +0.125 | -0.2 | 0 |
| □TMB-0612-015 | 6 | 12 | 1.5 | 4) | 4) | 1.0 | 12.0 |
| □TMB-0615-015 | 6 | 15 | 1.5 | 4) | 4) | 1.0 | 15.0 |
| □TMB-0620-015 | 6 | 20 | 1.5 | 13.0 | 1.5 | 1.0 | 20.0 |
| □TMB-0815-015 | 8 | 15 | 1.5 | 4) | 4) | 1.0 | 15.0 |
| □TMB-0818-015 | 8 | 18 | 1.5 | 13.0 | 1.5 | 1.0 | 18.0 |
| □TMB-1018-015 | 10 | 18 | 1.5 | 4) | 4) | 1.0 | 18.0 |
| □TMB-1018-020 | 10 | 18 | 2.0 | 4) | 4) | 1.5 | 18.0 |
| □TMB-1020-015 | 10 | 20 | 1.5 | 4) | 4) | 0.7 | 20.0 |
| □TMB-1224-015 | 12 | 24 | 1.5 | 18.0 | 1.5 | 1.0 | 24.0 |
| □TMB-1230-015 | 12 | 30 | 1.5 | 4) | 4) | 1.0 | 30.0 |
| □TMB-1524-015 | 15 | 24 | 1.5 | 19.5 | 1.5 | 1.0 | 24.0 |
| □TMB-1630-015 | 16 | 30 | 1.5 | 22.0 | 2.0 | 1.0 | 30.0 |
| □TMB-1832-015 | 18 | 32 | 1.5 | 25.0 | 2.0 | 1.0 | 32.0 |
| □TMB-2644-015 | 26 | 44 | 1.5 | 35.0 | 3.0 | 1.0 | 44.0 |
| □TMB-2848-015 | 28 | 48 | 1.5 | 38.0 | 4.0 | 1.0 | 48.0 |
| □TMB-3254-015 | 32 | 54 | 1.5 | 43.0 | 4.0 | 1.0 | 54.0 |
| □TMB-3862-015 | 38 | 62 | 1.5 | 50.0 | 4.0 | 1.0 | 62.0 |
| □TMB-4266-015 | 42 | 66 | 1.5 | 54.0 | 4.0 | 1.0 | 66.0 |
| □TMB-4874-020 | 48 | 74 | 2.0 | 61.0 | 4.0 | 1.5 | 74.0 |
| □TMB-5278-020 | 52 | 78 | 2.0 | 65.0 | 4.0 | 1.5 | 78.0 |
| □TMB-6290-020 | 62 | 90 | 2.0 | 76.0 | 4.0 | 1.5 | 90.0 |

注：4）为无固定孔设计 □ 内请输入材料代号G、J、W、X

## 封闭式，长型设计



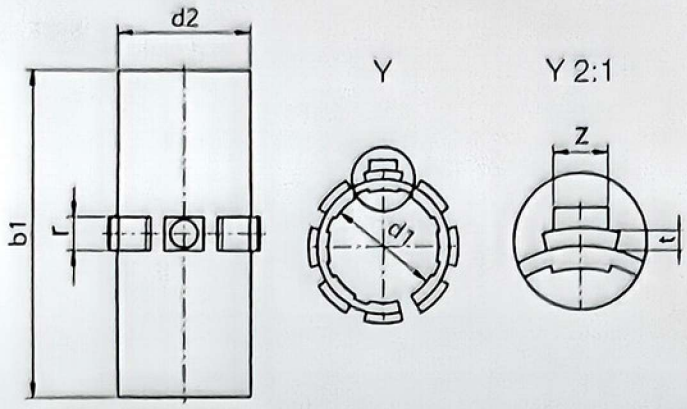


## 产品代码

**LIN-01-10**

- 直径
- 标准型

尺寸：mm

| 产品代码 | d1 | 公差 | d2 | b1 | r | t | z | F 最大值 动态 P=5MPa[N] | F 最大值 静态 P=35MPa[N] | 重量 g |
|---|---|---|---|---|---|---|---|---|---|---|
| LIN-01-10 | 10 | +0.030 +0.070 | 12 | 28 | 3 | 0.8 | 2.5 | 725 | 5075 | 1.10 |
| LIN-01-12 | 12 | +0.030 +0.070 | 14 | 31 | 3 | 0.8 | 3 | 960 | 6720 | 1.50 |
| LIN-01-16 | 16 | +0.030 +0.070 | 18 | 35 | 3.5 | 0.8 | 3.5 | 1440 | 10080 | 2.20 |
| LIN-01-20 | 20 | +0.030 +0.070 | 23 | 44 | 5 | 0.8 | 3.5 | 2250 | 15750 | 4.90 |
| LIN-01-25 | 25 | +0.030 +0.070 | 28 | 57 | 5 | 0.8 | 4 | 3625 | 25375 | 8.23 |
| LIN-01-30 | 30 | +0.040 +0.085 | 34 | 67 | 5 | 0.8 | 4 | 5100 | 35700 | 14.95 |
| LIN-01-35 | 35 | +0.040 +0.085 | 39 | 69 | 5 | 0.8 | 4 | 7300 | 51000 | 18.20 |
| LIN-01-40 | 40 | +0.040 +0.085 | 44 | 79 | 6 | 1.3 | 5 | 8000 | 56000 | 23.16 |
| LIN-01-50 | 50 | +0.050 +0.100 | 55 | 99 | 7 | 1.3 | 6 | 12500 | 87500 | 45.35 |

## 装配图试用于滑动膜 LIN-01 的基座孔 尺寸：mm

| 产品代码 | 轴 Φ | di H7 | B h10 | r | t | f | z |
|---|---|---|---|---|---|---|---|
| LIN-01-10 | 10 | 12 | 29 | 3 | 1.0 | 1.0 | 2.6 |
| LIN-01-12 | 12 | 14 | 32 | 3 | 1.0 | 1.5 | 3.1 |
| LIN-01-16 | 16 | 18 | 36 | 3.5 | 1.0 | 1.7 | 3.6 |
| LIN-01-20 | 20 | 23 | 45 | 5 | 1.0 | 2.0 | 3.6 |
| LIN-01-25 | 25 | 28 | 58 | 5 | 1.0 | 2.0 | 4.1 |
| LIN-01-30 | 30 | 34 | 68 | 5 | 1.0 | 2.0 | 4.1 |
| LIN-01-35 | 35 | 39 | 70 | 5 | 1.0 | 2.0 | 4.1 |
| LIN-01-40 | 40 | 44 | 80 | 6 | 1.5 | 2.5 | 5.1 |
| LIN-01-50 | 50 | 55 | 100 | 7 | 1.5 | 2.5 | 6.1 |

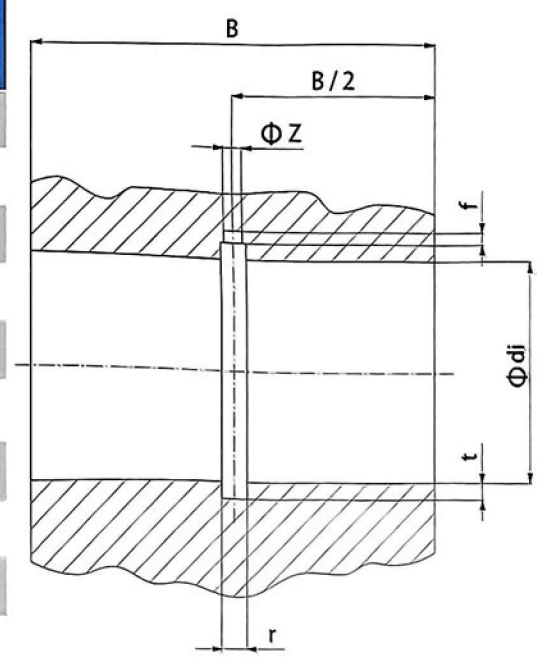


可配合：

LIN-01-R　　LIN-06-R　　LIN-01RF/LIN-01RT/LIN-02RFL/LIN-02RTL

## 开口式，长型设计



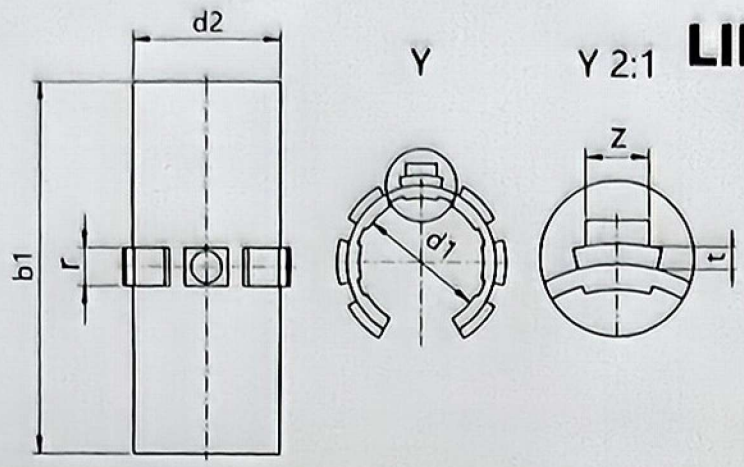


产品代码

**LIN-01K-10**

直径

标准型开口式

适用于支撑轴　　尺寸：mm

| 产品代码 | d1 | 公差 | d2 | b1 | r | t | z | 重量 g |
|---|---|---|---|---|---|---|---|---|
| LIN-01-10 | 10 | +0.030 +0.070 | 12 | 28 | 3 | 0.8 | 2.5 | 0.9 |
| LIN-01-12 | 12 | +0.030 +0.070 | 14 | 31 | 3 | 0.8 | 3 | 1.16 |
| LIN-01-16 | 16 | +0.030 +0.070 | 18 | 35 | 3.5 | 0.8 | 3.5 | 1.70 |
| LIN-01-20 | 20 | +0.030 +0.070 | 23 | 44 | 5 | 0.8 | 3.5 | 4.16 |
| LIN-01-25 | 25 | +0.030 +0.070 | 28 | 57 | 5 | 0.8 | 4 | 6.98 |
| LIN-01-30 | 30 | +0.040 +0.085 | 34 | 67 | 5 | 0.8 | 4 | 12.35 |
| LIN-01-40 | 40 | +0.040 +0.085 | 44 | 79 | 6 | 1.3 | 5 | 20.18 |
| LIN-01-50 | 50 | +0.050 +0.100 | 55 | 99 | 7 | 1.3 | 6 | 38.60 |

装配图试用于滑动膜 LIN-01 的基座孔 尺寸：mm

| 产品代码 | 轴 Φ | di H7 | B h10 | W +0.2 | r | t | f | z |
|---|---|---|---|---|---|---|---|---|
| LIN-01-10 | 10 | 12 | 29 | 7.3 | 3 | 1.0 | 1.0 | 2.6 |
| LIN-01-12 | 12 | 14 | 32 | 9 | 3 | 1.0 | 1.5 | 3.1 |
| LIN-01-16 | 16 | 18 | 36 | 11.6 | 3.5 | 1.0 | 1.7 | 3.6 |
| LIN-01-20 | 20 | 23 | 45 | 12 | 5 | 1.0 | 2.0 | 3.6 |
| LIN-01-25 | 25 | 28 | 58 | 14.5 | 5 | 1.0 | 2.0 | 4.1 |
| LIN-01-30 | 35 | 39 | 70 | 16.6 | 5 | 1.0 | 2.0 | 4.1 |
| LIN-01-40 | 40 | 44 | 80 | 21 | 6 | 1.5 | 2.5 | 5.1 |
| LIN-01-50 | 50 | 55 | 100 | 25.5 | 7 | 1.5 | 2.5 | 6.1 |

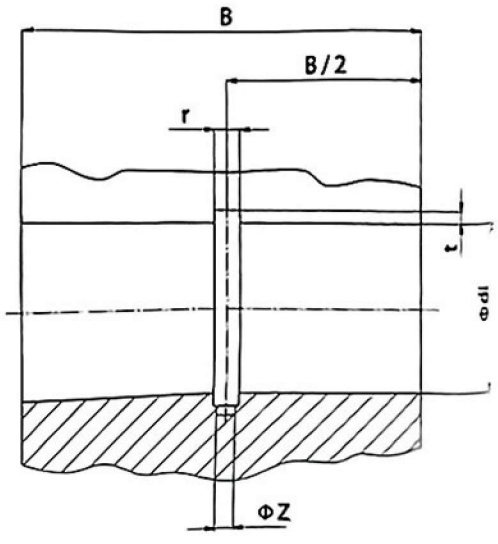


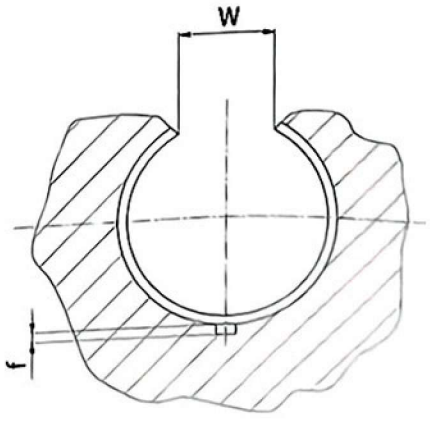


可配合：

LIN-01-RK
LIN-03RK

LIN-06RK

## 封闭式，短型设计



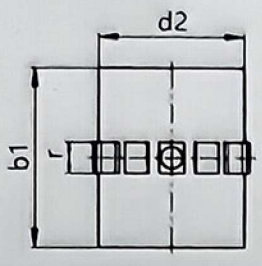


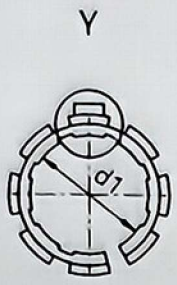


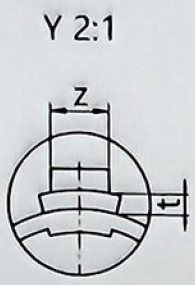


### 产品代码

**LIN-02-10**

直径

短型

尺寸：mm

| 产品代码 | d1 | 公差 | d2 | b1 | r | t | z | F 最大值 动态 P=5MPa[N] | F 最大值 静态 P=35MPa[N] | 重量 g |
|---|---|---|---|---|---|---|---|---|---|---|
| LIN-02-10 | 10 | +0.030 +0.070 | 12 | 25 | 3 | 0.8 | 2.5 | 650 | 4550 | 1.02 |
| LIN-02-12 | 12 | +0.030 +0.070 | 14 | 27 | 3 | 0.8 | 3 | 840 | 5880 | 1.27 |
| LIN-02-16 | 16 | +0.030 +0.070 | 18 | 29 | 3.5 | 0.8 | 3.5 | 1200 | 8400 | 1.82 |
| LIN-02-20 | 20 | +0.030 +0.070 | 23 | 29 | 5 | 0.8 | 3.5 | 1500 | 10500 | 3.27 |
| LIN-02-25 | 25 | +0.030 +0.070 | 28 | 39 | 5 | 0.8 | 4 | 2500 | 17500 | 5.75 |
| LIN-02-30 | 30 | +0.040 +0.085 | 34 | 49 | 5 | 0.8 | 4 | 3750 | 26250 | 11.28 |
| LIN-02-35 | 35 | +0.040 +0.085 | 39 | 59 | 5 | 1.3 | 4 | 6000 | 42000 | 17.94 |
| LIN-02-40 | 40 | +0.040 +0.085 | 44 | 59 | 6 | 1.3 | 6 | 7200 | 50400 | 27.00 |
| LIN-02-50 | 50 | +0.050 +0.100 | 55 | 69 | 7 | 1.3 | 6 | 8750 | 61250 | 32.56 |

装配图试用于滑动膜 LIN-02 的基座孔　尺寸：mm

| 产品代码 | 轴 Φ | di H7 | B h10 | r | t | f | z |
|---|---|---|---|---|---|---|---|
| LIN-02-10 | 10 | 12 | 26 | 3 | 1.0 | 1.0 | 2.6 |
| LIN-02-12 | 12 | 14 | 28 | 3 | 1.0 | 1.5 | 3.1 |
| LIN-02-16 | 16 | 18 | 30 | 3.5 | 1.0 | 1.7 | 3.6 |
| LIN-02-20 | 20 | 23 | 30 | 5 | 1.0 | 2.0 | 3.6 |
| LIN-02-25 | 25 | 28 | 40 | 5 | 1.0 | 2.0 | 4.1 |
| LIN-02-30 | 30 | 34 | 50 | 5 | 1.0 | 2.0 | 4.1 |
| LIN-02-35 | 35 | 39 | 60 | 6 | 1.5 | 2.5 | 5.1 |
| LIN-02-40 | 40 | 44 | 60 | 7 | 1.5 | 2.5 | 6.1 |
| LIN-02-50 | 50 | 55 | 70 | 7 | 1.5 | 2.5 | 6.1 |

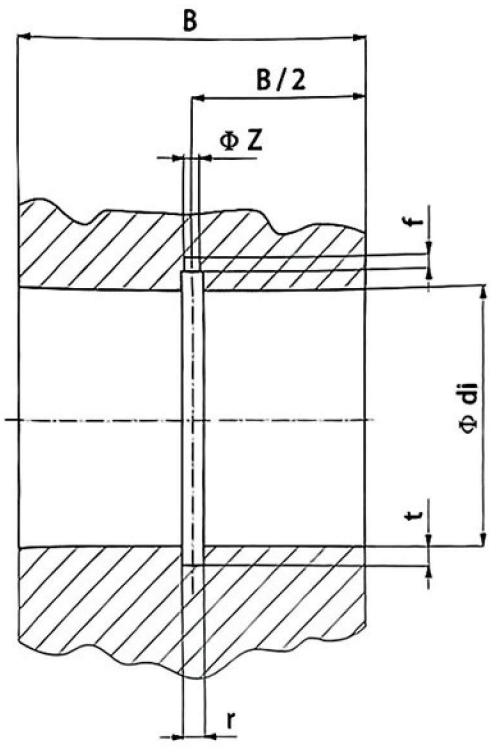


可配合：

LIN-02R　LIN-05R/LIN-05RE LIN-05RL　LIN-02RFL LIN-02RTL

## 封闭式，长型设计

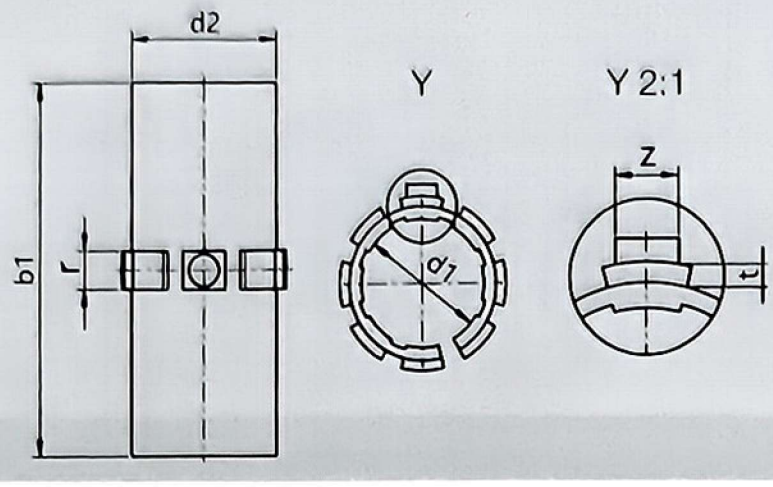


## 产品代码

**LINE-01-10**

- 直径
- 标准型

尺寸：mm

| 产品代码 | d1 | 公差 | d2 | b1 | r | t | z | 重量 g |
|---|---|---|---|---|---|---|---|---|
| LINE-01-10 | 10 | +0.030 +0.070 | 12 | 28 | 3 | 0.8 | 2.5 | 0.73 |
| LINE-01-12 | 12 | +0.030 +0.070 | 14 | 31 | 3 | 0.8 | 3 | 1.01 |
| LINE-01-16 | 16 | +0.030 +0.070 | 18 | 35 | 3.5 | 0.8 | 3.5 | 1.45 |
| LINE-01-20 | 20 | +0.030 +0.070 | 23 | 44 | 5 | 0.8 | 3.5 | 3.25 |
| LINE-01-25 | 25 | +0.030 +0.070 | 28 | 57 | 5 | 0.8 | 4 | 5.44 |
| LINE-01-30 | 30 | +0.040 +0.085 | 34 | 67 | 5 | 0.8 | 4 | 9.88 |
| LINE-01-40 | 40 | +0.040 +0.085 | 44 | 79 | 6 | 1.3 | 5 | 17.3 |
| LINE-01-50 | 50 | +0.050 +0.100 | 55 | 99 | 7 | 1.3 | 6 | 36.3 |

装配图试用于滑动膜 LINE-01 的基座孔 尺寸：mm

| 产品代码 | 轴 Φ | di H7 | B h10 | r | t | f | z |
|---|---|---|---|---|---|---|---|
| LINE-01-10 | 10 | 12 | 29 | 3 | 1.0 | 1.0 | 2.6 |
| LINE-01-12 | 12 | 14 | 32 | 3 | 1.0 | 1.5 | 3.1 |
| LINE-01-16 | 16 | 18 | 36 | 3.5 | 1.0 | 1.7 | 3.6 |
| LINE-01-20 | 20 | 23 | 45 | 5 | 1.0 | 2.0 | 3.6 |
| LINE-01-25 | 25 | 28 | 58 | 5 | 1.0 | 2.0 | 4.1 |
| LINE-01-30 | 30 | 34 | 68 | 5 | 1.0 | 2.0 | 4.1 |
| LINE-01-40 | 40 | 44 | 80 | 6 | 1.5 | 2.5 | 5.1 |
| LINE-01-50 | 50 | 55 | 100 | 7 | 1.5 | 2.5 | 6.1 |

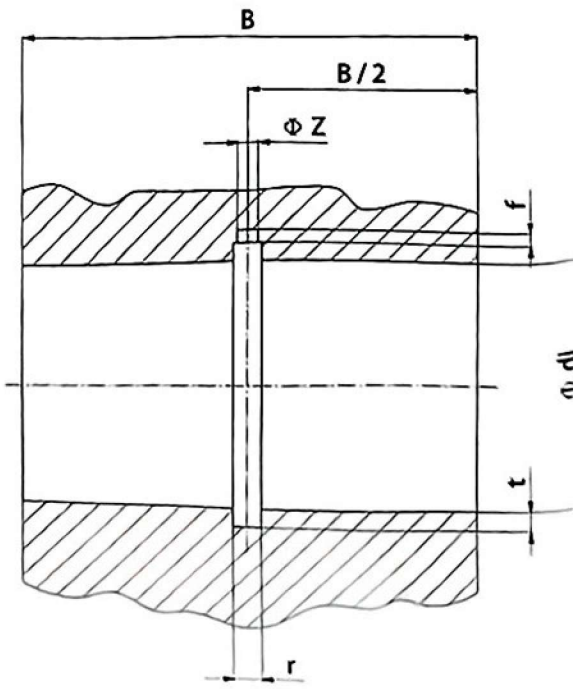


可配合：

LIN-01R
LIN-03R

LIN-08R

LIN-01RF/LIN-01RT
LIN-02RTL/LIN-02RTL

封闭式，短型设计

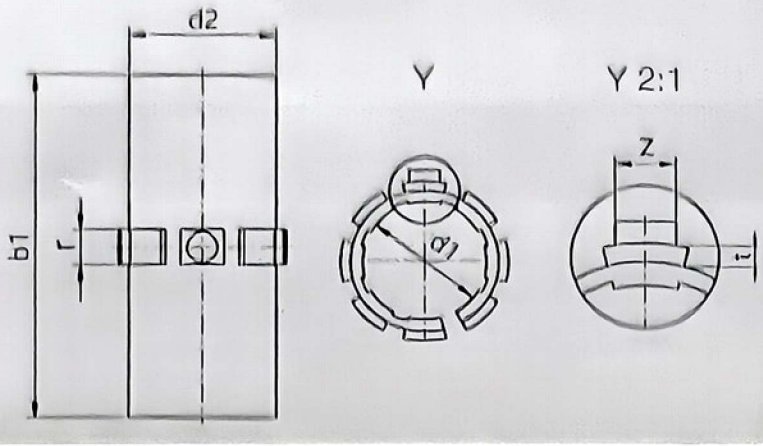


产品代码

**LINE-02-10**

直径

短系列

尺寸：mm

最低温度 −30℃/ 最高温度 +80℃

| 产品代码 | d1 | 公差 | d2 | b1 | r | t | z | 重量 g |
|---|---|---|---|---|---|---|---|---|
| LINE-02-10 | 10 | +0.030 +0.070 | 12 | 25 | 3 | 0.8 | 2.5 | 1.02 |
| LINE-02-12 | 12 | +0.030 +0.070 | 14 | 27 | 3 | 0.8 | 3 | 1.27 |
| LINE-02-16 | 16 | +0.030 +0.070 | 18 | 29 | 3.5 | 0.8 | 3.5 | 1.82 |
| LINE-02-20 | 20 | +0.030 +0.070 | 23 | 29 | 5 | 0.8 | 3.5 | 3.27 |
| LINE-02-25 | 25 | +0.030 +0.070 | 28 | 39 | 5 | 0.8 | 4 | 5.75 |
| LINE-02-30 | 30 | +0.040 +0.085 | 34 | 49 | 5 | 0.8 | 4 | 11.28 |
| LINE-02-40 | 40 | +0.040 +0.085 | 44 | 59 | 6 | 1.3 | 5 | 27.00 |
| LINE-02-50 | 50 | +0.050 +0.100 | 55 | 69 | 7 | 1.3 | 6 | 32.56 |

装配图试用于滑动膜 LINE-02 的基座孔 尺寸：mm

| 产品代码 | 轴 Φ | di H7 | B h10 | r | t | f | z |
|---|---|---|---|---|---|---|---|
| LINE-02-10 | 10 | 12 | 26 | 3 | 1.0 | 1.0 | 2.6 |
| LINE-02-12 | 12 | 14 | 28 | 3 | 1.0 | 1.5 | 3.1 |
| LINE-02-16 | 16 | 18 | 30 | 3.5 | 1.0 | 1.7 | 3.6 |
| LINE-02-20 | 20 | 23 | 30 | 5 | 1.0 | 2.0 | 3.6 |
| LINE-02-25 | 25 | 28 | 40 | 5 | 1.0 | 2.0 | 4.1 |
| LINE-02-30 | 30 | 34 | 50 | 5 | 1.0 | 2.0 | 4.1 |
| LINE-02-35 | 35 | 39 | 60 | 6 | 1.5 | 2.5 | 5.1 |
| LINE-02-40 | 40 | 44 | 60 | 7 | 1.5 | 2.5 | 6.1 |
| LINE-02-50 | 50 | 55 | 70 | 7 | 1.5 | 2.5 | 6.1 |

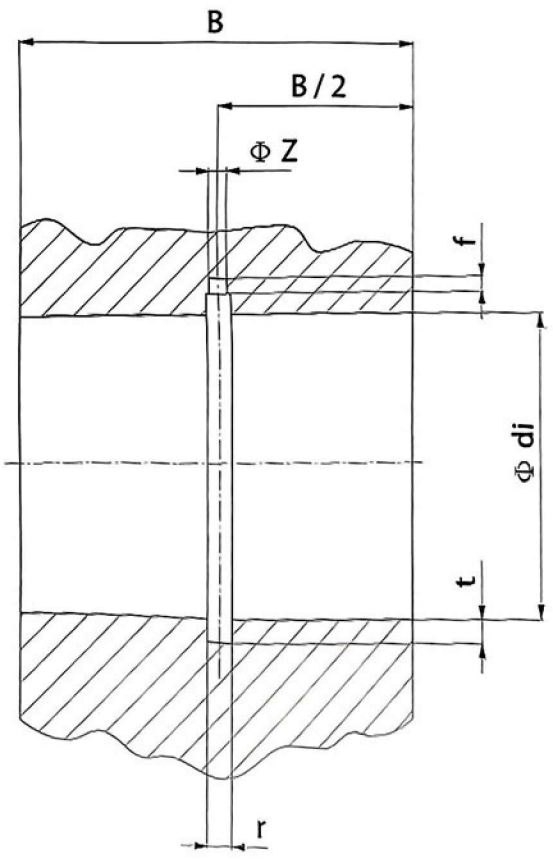


可配合：

LIN-02R　LIN-05R/LIN-05RE LIN-05RL　LIN-02RFL LIN-02RT

## RSD 滑动盘

由高性能材料制成的滑动盘具有非常广泛的应用领域。无需额外的润滑剂，重物可以在很低的摩擦系数下，移动过各种金属表面（钢、铝、不锈钢等）。可通过在中间的螺钉孔牢牢地固定。

封闭式，短型

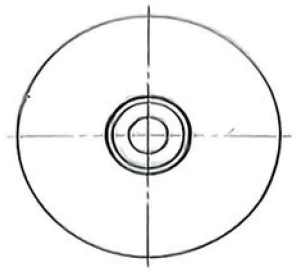

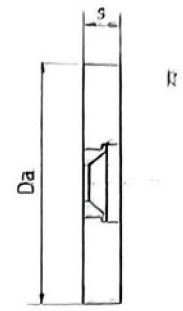


尺寸：mm

| 产品代码 | 外径 Da | 磨损极限 | 宽度 s | 用于沉头螺钉 K | 最大静态载荷 [N] |
|---|---|---|---|---|---|
| RSDJ-40-06 | 40 | 1.5 | 6 ± 0.05 | M6 | 28,500 |
| RSDJ-60-08 | 60 | 2.5 | 8 ± 0.05 | M8 | 66,000 |
| RSDJ-80-08 | 80 | 2.5 | 8 ± 0.05 | M8 | 120,000 |

## 封闭式阳极氧化铝适配器

LIN 直线滑动轴承

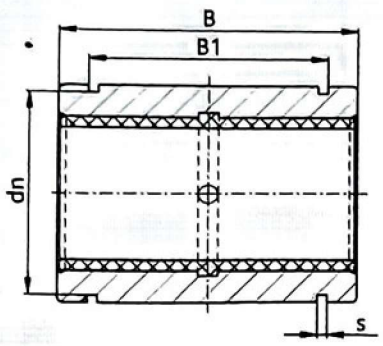


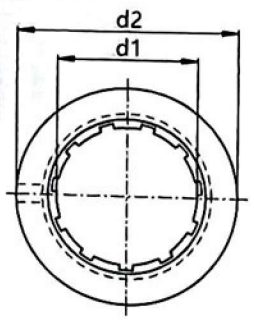


### 产品代码

**LIN-01R-10**

- 直径
- 带外壳
- 长系列内膜

与金属滚珠轴承尺寸一致，可替换滑动膜，维修方便

| 产品代码 | 轴 mm | 公差 mm | F 最大值 动态 P=5MPa[N] | F 最大值 静态 P=35MPa[N] | 重量 g |
|---|---|---|---|---|---|
| LIN-01R-10 | 10 | +0.030 +0.088 | 725 | 5075 | 14 |
| LIN-01R-12 | 12 | +0.030 +0.088 | 960 | 6720 | 21 |
| LIN-01R-16 | 16 | +0.030 +0.088 | 1440 | 10080 | 28 |
| LIN-01R-20 | 20 | +0.030 +0.091 | 2250 | 15750 | 49 |
| LIN-01R-25 | 25 | +0.030 +0.091 | 3625 | 25375 | 108 |
| LIN-01R-30 | 30 | +0.040 +0.110 | 5100 | 35700 | 162 |
| LIN-01R-40 | 40 | +0.040 +0.115 | 8000 | 56000 | 334 |
| LIN-01R-50 | 50 | +0.050 +0.130 | 12500 | 87500 | 579 |

尺寸：mm

| 产品代码 | d1 | d2 | B | B1 | S | dn |
|---|---|---|---|---|---|---|
| LIN-01R-10 | 10 | 19 | 29 | 21.6 | 1.3 | 17.5 |
| LIN-01R-12 | 12 | 22 | 32 | 22.6 | 1.3 | 20.5 |
| LIN-01R-16 | 16 | 26 | 36 | 24.6 | 1.3 | 24.2 |
| LIN-01R-20 | 20 | 32 | 45 | 31.2 | 1.6 | 29.6 |
| LIN-01R-25 | 25 | 40 | 58 | 43.7 | 1.85 | 36.5 |
| LIN-01R-30 | 30 | 47 | 68 | 51.7 | 1.85 | 43.5 |
| LIN-01R-40 | 40 | 62 | 80 | 60.3 | 2.15 | 57.8 |
| LIN-01R-50 | 50 | 75 | 100 | 77.3 | 2.65 | 5 |

LIN-01RQ LIN-01QS LIN-01G

可配合：

## 封闭式 阳极氧化铝 加长外壳

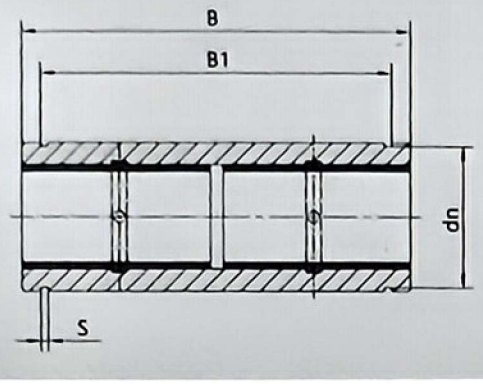


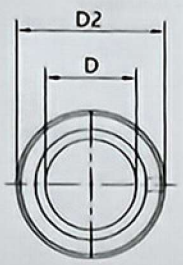


### 产品代码

**LIN-02RL-10**

- 直径
- 加长带外壳
- 短系列内膜

尺寸与标准的加长滚珠轴承一致。

根据客户要求可以提供非标制作。

配备 2 个 LIN-02 滑动膜来增加导向长度。

| 产品代码 | 轴 mm | 公差 mm | F 最大值 动态 P=5MPa(N) | F 最大值 静态 P=35MPa(N) | 重量 g |
|---|---|---|---|---|---|
| LIN-02RL-10 | 10 | +0.030 +0.088 | 1560 | 10920 | 26 |
| LIN-02RL-12 | 12 | +0.030 +0.088 | 2016 | 14112 | 33 |
| LIN-02RL-16 | 16 | +0.030 +0.088 | 2880 | 20160 | 50 |
| LIN-02RL-20 | 20 | +0.030 +0.091 | 3600 | 25200 | 80 |
| LIN-01RL-25 | 25 | +0.030 +0.091 | 6000 | 42000 | 189 |
| LIN-02RL-30 | 30 | +0.040 +0.110 | 9000 | 63000 | 269 |

尺寸：mm

| 产品代码 | d1 | d2 | B | B1 | S | dn |
|---|---|---|---|---|---|---|
| LIN-02RL-10 | 10 | 19 | 55 | 44 | 1.3 | 17.5 |
| LIN-02RL-12 | 12 | 22 | 57 | 46 | 1.3 | 20.5 |
| LIN-02RL-16 | 16 | 26 | 70 | 53 | 1.6 | 24.2 |
| LIN-02RL-20 | 20 | 32 | 80 | 61 | 1.6 | 29.6 |
| LIN-01RL-25 | 25 | 40 | 112 | 82 | 1.85 | 36.5 |
| LIN-02RL-30 | 30 | 47 | 123 | 89 | 1.85 | 43.5 |

## 开口式阳极氧化铝适配器

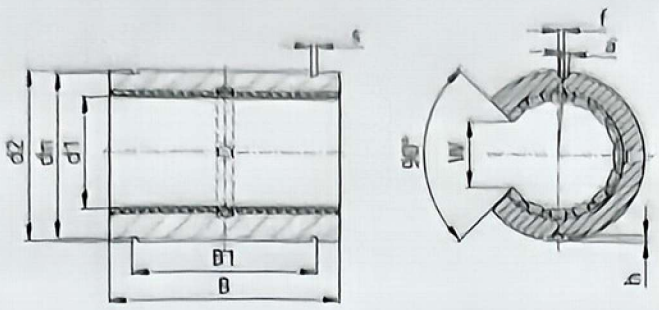


产品代码

**LIN-01RK-10**

直径
开口式外壳
长系列

- 适用于支撑轴
- 尺寸与标准的滚珠轴承一致
- 根据客户要求可提供非标制作

0° 90° 180°

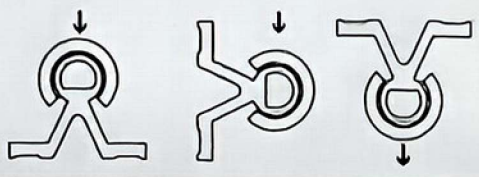

尺寸：mm

| 产品代码 | 轴 | 公差 | F 最大值 动态 P=5MPa[N] 90° 0° | | F 最大值 静态 P=35MPa[N] 90° 0° | 180° | 重量 g |
|---|---|---|---|---|---|---|---|
| LIN-01RK-10 | 10 | +0.030 +0.088 | 725 | 500 | 5075 | 3500 | 1370 | 11 |
| LIN-01RK-12 | 12 | +0.030 +0.088 | 960 | 635 | 6720 | 4445 | 1680 | 15 |
| LIN-01RK-16 | 16 | +0.030 +0.088 | 1440 | 990 | 10080 | 6943 | 2772 | 21 |
| LIN-01RK-20 | 20 | +0.030 +0.091 | 2250 | 1800 | 15750 | 12600 | 6300 | 42 |
| LIN-01RK-25 | 25 | +0.030 +0.091 | 3625 | 2953 | 25375 | 20670 | 10658 | 70 |
| LIN-01RK-30 | 30 | +0.040 +0.110 | 5100 | 4250 | 35700 | 29735 | 15946 | 132 |
| LIN-01RK-40 | 40 | +0.040 +0.115 | 8000 | 6810 | 56000 | 47660 | 26660 | 278 |
| LIN-01RK-50 | 50 | +0.050 +0.130 | 12500 | 10750 | 87500 | 75265 | 42875 | 479 |

| 产品代码 | d1 | d2 h7 | B h10 | W -1 | a +0.1 | dn h10 | B1 H10 | S H10 | f ±0.2 | h -0.5 |
|---|---|---|---|---|---|---|---|---|---|---|
| LIN-01RK-10 | 10 | 19 | 29 | 7,3 | 0,0 | 17.5 | 21.6 | 1.3 | 0 | 1.2 |
| LIN-01RK-12 | 12 | 22 | 32 | 9,0 | 3,0 | 20.5 | 22.6 | 1.3 | 1.33(7° ) | 1.2 |
| LIN-01RK-16 | 16 | 26 | 36 | 11,6 | 2,2 | 24.2 | 24.6 | 1.3 | 0 | 1.2 |
| LIN-01RK-20 | 20 | 32 | 45 | 12,0 | 2,2 | 29.6 | 31.2 | 1.6 | 0 | 1.2 |
| LIN-01RK-25 | 25 | 40 | 58 | 14,5 | 3,0 | 36.5 | 43.7 | 1.85 | -1.5 (-4.3° ) | 1.5 |
| LIN-01RK-30 | 30 | 47 | 68 | 16,6 | 3,0 | 43.5 | 51.7 | 1.85 | 2(4.9° ) | 2 |
| LIN-01RK-40 | 40 | 62 | 80 | 21,0 | 3,0 | 57.8 | 60.3 | 2.15 | 1.5 (2.8° ) | 2 |
| LIN-01RK-50 | 50 | 75 | 100 | 25,5 | 5,0 | 70.5 | 77.3 | 2.65 | 2.5 (3.8° ) | 2 |

可配合：

LIN-01RQK

LIN-06RK

LIN-01QSK

可配合的滑动膜：

LINE-01K

LIN-01K

## 精密型

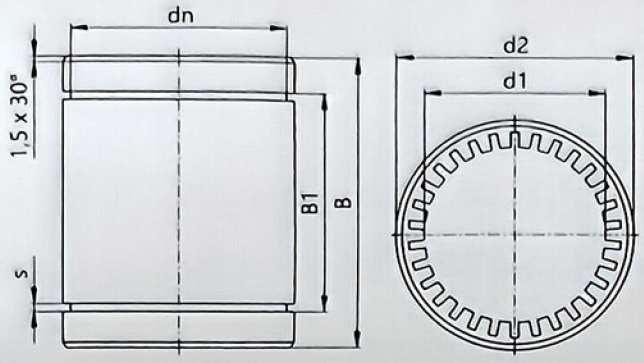


## 产品代码

**LIN-00-06**

- 直径
- 全塑料标准型

通过较小压力安装方便
减少轴承间隙

尺寸：mm

| 产品代码 | 轴 | 公差 | F 最大值 动态 P=2.5MPa[N] | F 最大值 静态 P=17.5MPa[N] | 重量 g |
|---|---|---|---|---|---|
| LIN-00-06 | 6 | +0.000 +0.030 | 200 | 1400 | 2 |
| LIN-00-08 | 8 | +0.000 +0.040 | 250 | 1750 | 4 |
| LIN-00-10 | 10 | +0.000 +0.040 | 363 | 2538 | 7 |
| LIN-00-12 | 12 | +0.000 +0.040 | 480 | 3360 | 9 |
| LIN-00-16 | 16 | +0.000 +0.040 | 720 | 5040 | 13 |
| LIN-00-20 | 20 | +0.000 +0.040 | 1125 | 7875 | 24 |
| LIN-00-25 | 25 | +0.000 +0.050 | 1813 | 12688 | 47 |
| LIN-00-30 | 30 | +0.000 +0.050 | 2550 | 17850 | 72 |

| 产品代码 | d1 | d2 | B | B1 | S | dn |
|---|---|---|---|---|---|---|
| LIN-00-06 | 6 | 12 | 19 | 13.5 | 1.10 | 11.5 |
| LIN-00-08 | 8 | 16 | 25 | 16.2 | 1.10 | 15.2 |
| LIN-00-10 | 10 | 19 | 29 | 21.6 | 1.30 | 17.5 |
| LIN-00-12 | 12 | 22 | 32 | 22.6 | 1.30 | 20.5 |
| LIN-00-16 | 16 | 26 | 36 | 24.6 | 1.30 | 24.2 |
| LIN-00-20 | 20 | 32 | 45 | 31.2 | 1.60 | 29.6 |
| LIN-00-25 | 25 | 40 | 58 | 43.7 | 1.85 | 36.5 |
| LIN-00-30 | 30 | 47 | 68 | 51.7 | 1.85 | 43.5 |

可配合：



LIN-01RO　　LIN-05RL　　LIN-01OS　　LIN-05R

## 标准型

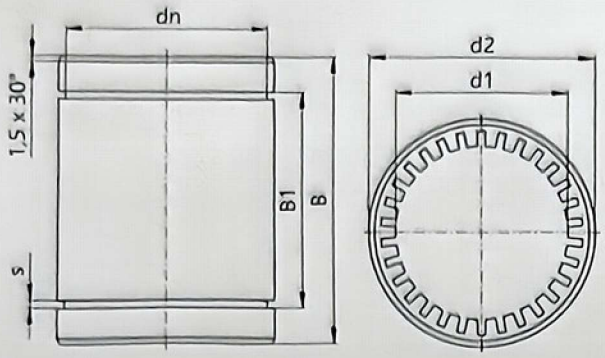


### 产品代码

**LIN-11-06**

- 直径
- 全塑料标准型

通过较小压力安装方便
减少轴承间隙
标准尺寸设计

尺寸：mm

| 产品代码 | 轴 | 公差 | F 最大值 动态 P=2.5MPa[N] | F 最大值 静态 P=17.5MPa[N] | 重量 g |
|---|---|---|---|---|---|
| LIN-11-08 | 8 | +0.000 +0.040 | 200 | 800 | 2 |
| LIN-11-10 | 10 | +0.000 +0.040 | 300 | 1200 | 6 |
| LIN-11-12 | 12 | +0.000 +0.040 | 400 | 1600 | 8 |
| LIN-11-16 | 16 | +0.000 +0.040 | 700 | 2800 | 16 |
| LIN-11-20 | 20 | +0.000 +0.040 | 1000 | 4000 | 23 |
| LIN-11-25 | 25 | +0.000 +0.050 | 1550 | 6500 | 47 |
| LIN-11-30 | 30 | +0.000 +0.050 | 2200 | 8500 | 72 |

| 产品代码 | d1 | d2 | B | B1 | S | dn |
|---|---|---|---|---|---|---|
| LIN-11-08 | 8 | 16 | 24 | 17.5 | 1.10 | 14.3 |
| LIN-11-10 | 10 | 19 | 29 | 22.0 | 1.30 | 18.0 |
| LIN-11-12 | 12 | 22 | 30 | 23.0 | 1.30 | 20.0 |
| LIN-11-16 | 16 | 26 | 37 | 26.5 | 1.60 | 26.6 |
| LIN-11-20 | 20 | 32 | 42 | 30.5 | 1.60 | 30.3 |
| LIN-11-25 | 25 | 40 | 59 | 41.1 | 1.85 | 37.5 |
| LIN-11-30 | 30 | 47 | 64 | 44.6 | 1.85 | 42.5 |

可配合：



LIN-01RQ　LIN-05RL　LIN-01OS　LIN-05R

## 封闭式不锈钢外壳

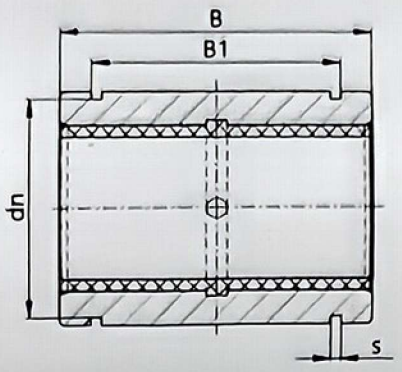


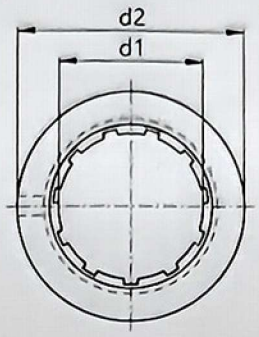


## 产品代码

**LIN-01R-10-ES**

- 不锈钢
- 直径
- 带外壳
- 长系列

尺寸：mm

| 产品代码 | 轴 | 公差 | F 最大值 动态 P=5MPa[N] | F 最大值 静态 P=35MPa[N] | 重量 g |
|---|---|---|---|---|---|
| LIN-01R-10ES | 10 | +0.030 +0.088 | 725 | 5075 | 14 |
| LIN-01R-12ES | 12 | +0.030 +0.088 | 960 | 6720 | 21 |
| LIN-01R-16ES | 16 | +0.030 +0.088 | 1440 | 10080 | 28 |
| LIN-01R-20ES | 20 | +0.030 +0.091 | 2250 | 15750 | 49 |
| LIN-01R-25ES | 25 | +0.030 +0.091 | 3625 | 25375 | 108 |
| LIN-01R-30ES | 30 | +0.040 +0.110 | 5100 | 35700 | 162 |
| LIN-01R-40ES | 40 | +0.040 +0.115 | 8000 | 56000 | 334 |
| LIN-01R-50ES | 50 | +0.050 +0.130 | 12500 | 87500 | 579 |

| 产品代码 | d1 | d2 | B | B1 | S | dn |
|---|---|---|---|---|---|---|
| LIN-01R-10ES | 10 | 19 | 29 | 21.6 | 1.30 | 17.5 |
| LIN-01R-12ES | 12 | 22 | 32 | 22.6 | 1.30 | 20.5 |
| LIN-01R-16ES | 16 | 26 | 36 | 24.6 | 1.30 | 24.2 |
| LIN-01R-20ES | 20 | 32 | 45 | 31.2 | 1.60 | 29.6 |
| LIN-01R-25ES | 25 | 40 | 58 | 43.7 | 1.85 | 36.5 |
| LIN-01R-30ES | 30 | 47 | 68 | 51.7 | 1.85 | 43.5 |
| LIN-01R-40ES | 40 | 62 | 80 | 60.3 | 2.15 | 57.8 |
| LIN-01R-50ES | 50 | 75 | 100 | 77.3 | 2.15 | 70.5 |

可配合的滑动膜：

LIN-01　　LINE-01

## 封闭式铝合金适配器（浮动轴承）

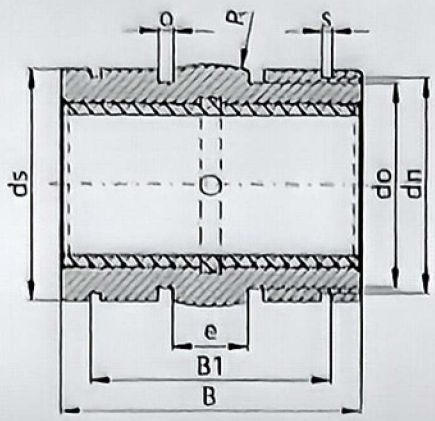


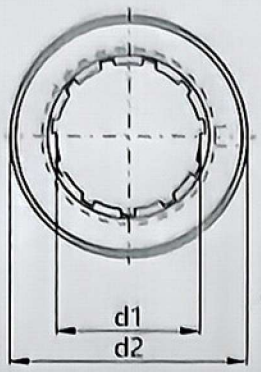


### 产品代码

**LIN-03R-10**

- 直径
- 自动调心外壳

外径减小，在外径面有圆形区域，O 型圈做弹性滑块，硬质阳极氧化表面
根据客户要求可以提供非标制作

尺寸：mm

| 产品代码 | 轴 | 基座孔 H7 | 公差 | F 最大值 动态 P=5MPa[N] | F 最大值 静态 P=35MPa[N] | 重量 g |
|---|---|---|---|---|---|---|
| LIN-03R-10 | 10 | 19 | +0.030 +0.088 | 725 | 5075 | 11 |
| LIN-03R-12 | 12 | 22 | +0.030 +0.088 | 960 | 6720 | 17 |
| LIN-03R-16 | 16 | 26 | +0.030 +0.088 | 1440 | 10080 | 23 |
| LIN-03R-20 | 20 | 32 | +0.030 +0.091 | 2250 | 15750 | 44 |
| LIN-03R-25 | 25 | 40 | +0.030 +0.091 | 3625 | 25375 | 92 |
| LIN-03R-30 | 30 | 47 | +0.040 +0.110 | 5100 | 35700 | 145 |
| LIN-03R-40 | 40 | 62 | +0.040 +0.115 | 8000 | 56000 | 311 |
| LIN-03R-50 | 50 | 75 | +0.050 +0.130 | 12500 | 87500 | 542 |

| 产品代码 | d1 | d2 h8 | B h10 | B1 H10 | s H10 | dn h10 | ds h10 | do | O +0.1 | e | R |
|---|---|---|---|---|---|---|---|---|---|---|---|
| LIN-03R-10 | 10 | 18.8 | 28.9 | 21.8 | 1.3 | 17.5 | 18.5 | 15.4 | 1.86 | 5 | 13 |
| LIN-03R-12 | 12 | 21.8 | 31.9 | 22.8 | 1.3 | 20.5 | 21.5 | 18.4 | 1.86 | 6 | 18 |
| LIN-03R-16 | 16 | 25.8 | 35.9 | 24.9 | 1.3 | 24.2 | 25.5 | 20.6 | 2.86 | 8 | 32 |
| LIN-03R-20 | 20 | 31.8 | 44.8 | 31.5 | 1.6 | 29.6 | 31.5 | 26.4 | 2.86 | 10 | 50 |
| LIN-03R-25 | 25 | 39.8 | 57.8 | 44.1 | 1.85 | 36.5 | 39 | 34.4 | 2.86 | 12.5 | 39 |
| LIN-03R-30 | 30 | 46.7 | 67.8 | 52.1 | 1.85 | 43.5 | 46.0 | 41.4 | 2.86 | 15 | 57 |
| LIN-03R-40 | 40 | 61.7 | 79.8 | 60.9 | 2.15 | 57.8 | 61.0 | 56.4 | 2.86 | 20 | 100 |
| LIN-03R-50 | 50 | 74.7 | 99.8 | 78 | 2.65 | 70.5 | 74.0 | 69.4 | 2.86 | 25 | 157 |

可配合：



LIN-01RO　LIN-05RL　LIN-01OS　LIN-05R

可配合的滑动顶：

LIN-01　LINE-01

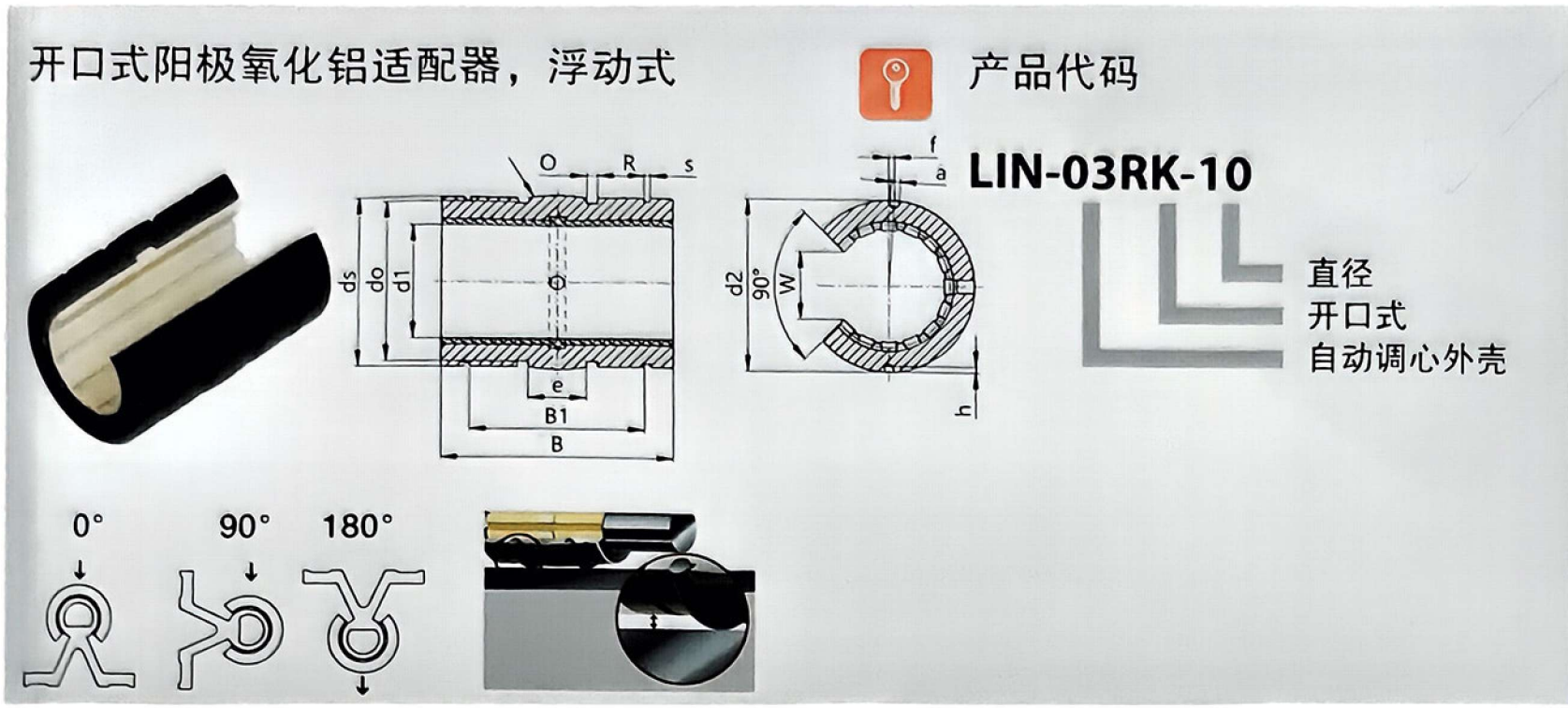


外径减小，在外径面有圆形区域，O 型圈做弹性滑块，硬质阳极氧化表面
根据客户要求可以提供非标制作

尺寸：mm

| 产品代码 | 轴 | 基座孔 H7 | 公差 | F 最大值 动态 P=5MPa[N] 0° | 90° | 180° | F 最大值 静态 P=35MPa[N] 0° | 90° | 180° | 重量 g |
|---|---|---|---|---|---|---|---|---|---|---|
| LIN-03RK-10 | 10 | 19 | +0.030 +0.088 | 725 | 500 | 196 | 5075 | 3500 | 1370 | 10 |
| LIN-03RK-12 | 12 | 22 | +0.030 +0.088 | 960 | 635 | 240 | 6720 | 4445 | 1680 | 13 |
| LIN-03RK-16 | 16 | 26 | +0.030 +0.088 | 1440 | 990 | 396 | 10080 | 6943 | 2772 | 19 |
| LIN-03RK-20 | 20 | 32 | +0.030 +0.091 | 2250 | 1800 | 900 | 15750 | 12600 | 6300 | 38 |
| LIN-03RK-25 | 25 | 40 | +0.030 +0.091 | 3625 | 2953 | 1523 | 25375 | 20670 | 10658 | 63 |
| LIN-03RK-30 | 30 | 47 | +0.040 +0.110 | 5100 | 4250 | 2278 | 35700 | 29735 | 15946 | 119 |
| LIN-03RK-40 | 40 | 62 | +0.040 +0.115 | 8000 | 6810 | 3800 | 56000 | 47660 | 26600 | 250 |
| LIN-03RK-50 | 50 | 75 | +0.050 +0.130 | 12500 | 10750 | 6125 | 87500 | 75265 | 42875 | 431 |

| 产品代码 | d1 | d2 h7 | ds h10 | e | o +0.1 | do | B1 H10 | s H10 | B h10 | R | W -1 | a +0.1 | h -0.5 |
|---|---|---|---|---|---|---|---|---|---|---|---|---|---|
| LIN-03RK-10 | 10 | 18.8 | 18.5 | 5 | 1.86 | 15.4 | 21.8 | 1.3 | 28.9 | 13 | 7.3 | 0 | 1.2 |
| LIN-03RK-12 | 12 | 21.8 | 21.5 | 6 | 1.86 | 18.4 | 22.8 | 1.3 | 31.9 | 18 | 9 | 1.33(7°) | 1.2 |
| LIN-03RK-16 | 16 | 25.8 | 25.5 | 8 | 2.86 | 20.6 | 24.9 | 1.3 | 35.9 | 32 | 11.6 | 0 | 1.2 |
| LIN-03RK-20 | 20 | 31.8 | 31.5 | 10 | 2.86 | 26.4 | 31.5 | 1.6 | 44.8 | 50 | 12 | 0 | 1.2 |
| LIN-03RK-25 | 25 | 39.8 | 39.0 | 12.5 | 2.86 | 34.4 | 44.1 | 1.85 | 57.8 | 39 | 14.5 | -1.5(-4.3°) | 1.5 |
| LIN-03RK-30 | 30 | 46.7 | 46.0 | 15 | 2.86 | 41.4 | 52.1 | 1.85 | 67.8 | 57 | 16.6 | 2(4.9°) | 2 |
| LIN-03RK-40 | 40 | 61.7 | 61.0 | 20 | 2.86 | 56.4 | 60.9 | 2.15 | 79.8 | 100 | 21 | 1.5(2.8°) | 2 |
| LIN-03RK-50 | 50 | 74.7 | 74.0 | 25 | 2.86 | 69.4 | 78 | 2.65 | 99.8 | 157 | 25.5 | 2.5(3.8°) | 2 |

可配合：

LIN-01ROK　LIN-06RK　LIN-06RKL　LIN-01QSK

可配合的滑动模：

LINE-01　LIN-01

## 封闭式阳极氧化铝适配器，短型设计

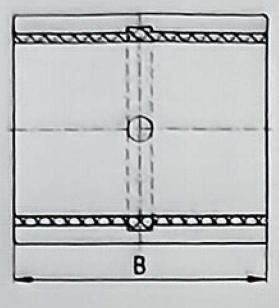


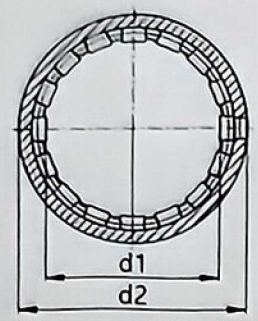


## 产品代码

**LIN-02R-10**

直径
短型外壳
短系内膜

尺寸与标准的滚珠轴承一致
也提供小间隙系列 LIN-02R（Φ10-50mm）
根据客户要求可以提供非标制作

尺寸：mm

| 产品代码 | 轴 | 基座孔 H7 | 公差 | F 最大值 动态 P=5MPa[N] | F 最大值 静态 P=35MPa[N] | 重量 g |
|---|---|---|---|---|---|---|
| LIN-02R-10 | 10 | 17 | +0.030 +0.088 | 650 | 4550 | 8 |
| LIN-02R-12 | 12 | 19 | +0.030 +0.088 | 840 | 5880 | 10 |
| LIN-02R-16 | 16 | 24 | +0.030 +0.088 | 1200 | 8400 | 17 |
| LIN-02R-20 | 20 | 28 | +0.030 +0.091 | 1500 | 10500 | 18 |
| LIN-02R-25 | 25 | 35 | +0.030 +0.091 | 2500 | 17500 | 42 |
| LIN-02R-30 | 30 | 40 | +0.040 +0.110 | 3750 | 26250 | 56 |
| LIN-02R-40 | 40 | 52 | +0.040 +0.115 | 6000 | 42000 | 113 |
| LIN-02R-50 | 50 | 62 | +0.050 +0.130 | 8750 | 61250 | 147 |

| 产品代码 | d1 | d2 k7 | B h10 |
|---|---|---|---|
| LIN-02R-10 | 10 | 17 | 26 |
| LIN-02R-12 | 12 | 19 | 28 |
| LIN-02R-16 | 16 | 24 | 30 |
| LIN-02R-20 | 20 | 28 | 30 |
| LIN-02R-25 | 25 | 35 | 40 |
| LIN-02R-30 | 30 | 40 | 50 |
| LIN-02R-40 | 40 | 52 | 60 |
| LIN-02R-50 | 50 | 60 | 70 |

## 低成本直线滑动轴承



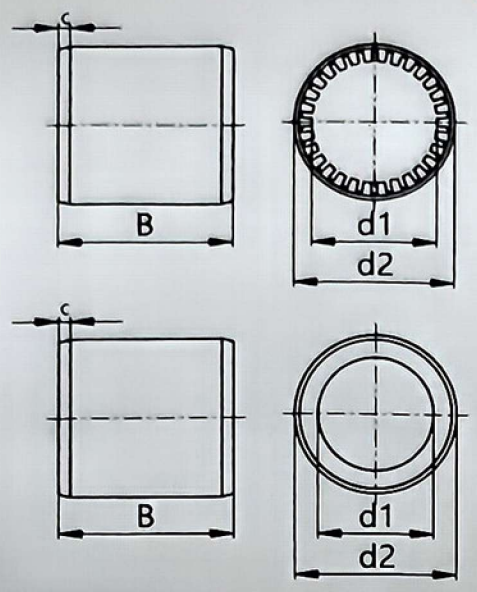


### 产品代码

**LIN-12-10**

- 直径
- 全塑料短系

尺寸与标准的滚珠轴承一致

2 种选择：平滑设计和沟槽结构

根据客户要求可以提供非标制作

尺寸：mm

| 产品代码 | 轴 | 基座孔 H7 | 公差 | F 最大值 动态 P=5MPa[N] | F 最大值 静态 P=35MPa[N] | 重量 g |
|---|---|---|---|---|---|---|
| LIN-12-10 | 10 | 17 | +0.030 +0.088 | 650 | 4550 | 8 |
| LIN-12-12 | 12 | 19 | +0.030 +0.088 | 840 | 5880 | 10 |
| LIN-12-16 | 16 | 24 | +0.030 +0.088 | 1200 | 8400 | 17 |
| LIN-12-20 | 20 | 28 | +0.030 +0.091 | 1500 | 10500 | 18 |
| LIN-12-25 | 25 | 35 | +0.030 +0.091 | 2500 | 17500 | 42 |
| LIN-12-30 | 30 | 40 | +0.040 +0.110 | 3750 | 26250 | 56 |

| 产品代码 | d1 | d2 k7 | B h10 |
|---|---|---|---|
| LIN-12-10 | 10 | 17 | 26 |
| LIN-12-12 | 12 | 19 | 28 |
| LIN-12-16 | 16 | 24 | 30 |
| LIN-12-20 | 20 | 28 | 30 |
| LIN-12-25 | 25 | 35 | 40 |
| LIN-12-30 | 30 | 40 | 50 |

## 阳极氧化铝合金外壳 圆法兰型

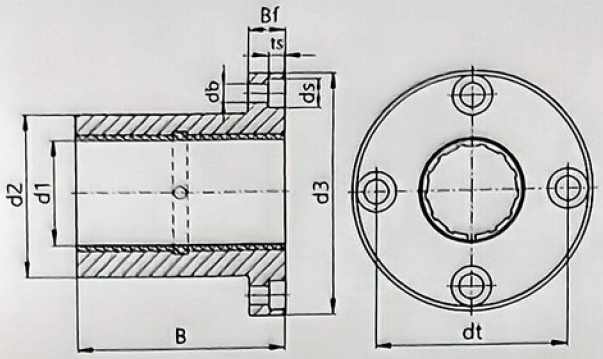


产品代码

**LIN-01RF-10**

直径
圆型法兰外壳
长系列内膜

根据客户要求可以提供非标制作

| 产品代码 | 轴 mm | 公差 mm | F 最大值 动态 P=5MPa[N] | F 最大值 静态 P=35MPa[N] | 重量 g |
|---|---|---|---|---|---|
| LIN-01RF-10 | 10 | +0.030 +0.088 | 725 | 5075 | 32 |
| LIN-01RF-12 | 12 | +0.030 +0.088 | 960 | 6720 | 42 |
| LIN-01RF-16 | 16 | +0.030 +0.088 | 1440 | 10080 | 51 |
| LIN-01RF-20 | 20 | +0.030 +0.091 | 2250 | 15750 | 88 |
| LIN-01RF-25 | 25 | +0.030 +0.091 | 3625 | 25375 | 152 |
| LIN-01RF-30 | 30 | +0.040 +0.110 | 5100 | 35700 | 266 |
| LIN-01RF-40 | 40 | +0.040 +0.115 | 8000 | 56000 | 552 |
| LIN-01RF-50 | 50 | +0.050 +0.130 | 12500 | 87500 | 853 |

尺寸：mm

| 产品代码 | d1 | d2 h7 | dt | d3 | B | Bf | ts | db | ds |
|---|---|---|---|---|---|---|---|---|---|
| LIN-01RF-10 | 10 | 19 | 29 | 39 | 29 | 9 | 4.1 | 4.5 | 7.5 |
| LIN-01RF-12 | 12 | 22 | 32 | 42 | 32 | 9 | 4.1 | 4.5 | 7.5 |
| LIN-01RF-16 | 16 | 26 | 36 | 46 | 36 | 9 | 4.1 | 4.5 | 7.5 |
| LIN-01RF-20 | 20 | 32 | 43 | 54 | 45 | 11 | 5.1 | 5.5 | 9 |
| LIN-01RF-25 | 25 | 40 | 51 | 62 | 58 | 11 | 5.1 | 5.5 | 9 |
| LIN-01RF-30 | 30 | 47 | 62 | 76 | 68 | 14 | 6.1 | 6.6 | 11 |
| LIN-01RF-40 | 40 | 62 | 80 | 98 | 80 | 18 | 8.1 | 9 | 14 |
| LIN-01RF-50 | 50 | 75 | 94 | 112 | 100 | 18 | 8.1 | 9 | 14 |

可配合的滑动膜：

LIN-01　　LINE-01

## 阳极氧化铝合金外壳 方法兰型

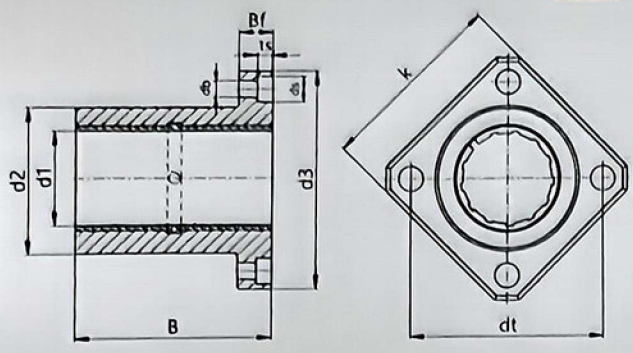


### 产品代码

**LIN-01RT-10**

- 直径
- 方形法兰
- 长系列内膜

根据客户要求可以提供非标制作

| 产品代码 | Φ轴 mm | d1 公差 mm | F 最大值 动态 P=5MPa[N] | F 最大值 静态 P=35MPa[N] | 重量 g |
|---|---|---|---|---|---|
| LIN-01RT-10 | 10 | +0.030 +0.088 | 725 | 5075 | 25 |
| LIN-01RT-12 | 12 | +0.030 +0.088 | 960 | 6720 | 32 |
| LIN-01RT-16 | 16 | +0.030 +0.088 | 1440 | 10080 | 41 |
| LIN-01RT-20 | 20 | +0.030 +0.091 | 2250 | 15750 | 73 |
| LIN-01RT-25 | 25 | +0.030 +0.091 | 3625 | 25375 | 135 |
| LIN-01RT-30 | 30 | +0.040 +0.110 | 5100 | 35700 | 228 |
| LIN-01RT-40 | 40 | +0.040 +0.115 | 8000 | 56000 | 454 |
| LIN-01RT-50 | 50 | +0.050 +0.130 | 12500 | 87500 | 735 |

尺寸：mm

| 产品代码 | d1 ±0.01 | d2 h7 | dt ±0.15 | K ±0.15 | d3 | B | Bf | ts | db | ds |
|---|---|---|---|---|---|---|---|---|---|---|
| LIN-01RT-10 | 10 | 19 | 29 | 30 | 39 | 29 | 9 | 4.1 | 4.5 | 7.5 |
| LIN-01RT-12 | 12 | 22 | 32 | 32 | 42 | 32 | 9 | 4.1 | 4.5 | 7.5 |
| LIN-01RT-16 | 16 | 26 | 36 | 35 | 46 | 36 | 9 | 4.1 | 4.5 | 7.5 |
| LIN-01RT-20 | 20 | 32 | 43 | 42 | 54 | 45 | 11 | 5.1 | 5.5 | 9 |
| LIN-01RT-25 | 25 | 40 | 51 | 50 | 62 | 58 | 11 | 5.1 | 5.5 | 9 |
| LIN-01RT-30 | 30 | 47 | 62 | 60 | 76 | 68 | 14 | 6.1 | 6.6 | 11 |
| LIN-01RT-40 | 40 | 62 | 80 | 75 | 98 | 80 | 18 | 8.1 | 9 | 14 |
| LIN-01RT-50 | 50 | 75 | 94 | 88 | 112 | 100 | 18 | 8.1 | 9 | 14 |

可配合的滑动膜：

LIN-01　　LINE-01

## 阳极氧化铝合金外壳 圆法兰型，串列式

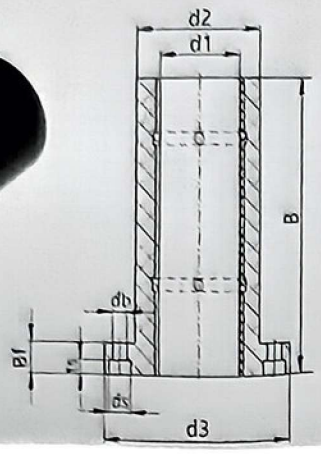


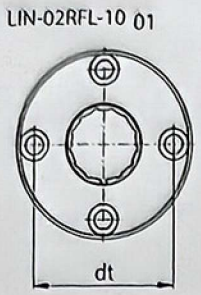


### 产品代码

**LIN-02RFL-10**

- 直径
- 圆型加长外壳
- 短系列内膜

配备 2 个 LIN-02 滑动膜来增加导向长度

根据客户要求可以提供非标制作

| 产品代码 | 尺寸 | 公差 | F 最大值 动态 P=5MPa[N] | F 最大值 静态 P=35MPa[N] | 法兰型长度 | 有效表面积 | 重量 g |
|---|---|---|---|---|---|---|---|
| LIN-02RFL-10 | 10 | +0.030 +0.088 | 1300 | 9100 | 52 | 250 | 44 |
| LIN-02RFL-12 | 12 | +0.030 +0.088 | 1600 | 11760 | 57 | 324 | 57 |
| LIN-02RFL-16 | 16 | +0.030 +0.088 | 2400 | 16800 | 70 | 464 | 79 |
| LIN-02RFL-20 | 20 | +0.030 +0.091 | 3000 | 21000 | 80 | 580 | 126 |
| LIN-02RFL-25 | 25 | +0.030 +0.091 | 5000 | 35000 | 112 | 975 | 249 |
| LIN-02RFL-30 | 30 | +0.040 +0.110 | 7500 | 52500 | 123 | 1470 | 389 |
| LIN-02RFL-40 | 40 | +0.040 +0.115 | 12000 | 84000 | 151 | 2360 | 835 |
| LIN-02RFL-50 | 50 | +0.050 +0.130 | 17500 | 122500 | 192 | 3450 | 1352 |

尺寸：mm

| 产品代码 | d1 | d2 h7 | d3 | dt | k | B | Bf | ts | db | ds |
|---|---|---|---|---|---|---|---|---|---|---|
| LIN-02RFL-10 | 10 | 19 | 39 | 29 | 30 | 52 | 9 | 4.1 | 4.5 | 7.5 |
| LIN-02RFL-12 | 12 | 22 | 42 | 32 | 32 | 57 | 9 | 4.1 | 4.5 | 7.5 |
| LIN-02RFL-16 | 16 | 26 | 46 | 36 | 35 | 70 | 9 | 4.1 | 4.5 | 7.5 |
| LIN-02RFL-20 | 20 | 32 | 54 | 43 | 42 | 80 | 11 | 5.1 | 5.5 | 9.0 |
| LIN-02RFL-25 | 25 | 40 | 62 | 51 | 50 | 112 | 11 | 5.1 | 5.5 | 9.0 |
| LIN-02RFL-30 | 30 | 47 | 76 | 62 | 60 | 123 | 14 | 6.1 | 6.6 | 11.0 |
| LIN-02RFL-40 | 40 | 62 | 98 | 80 | 75 | 151 | 18 | 8.1 | 9 | 14.0 |
| LIN-02RFL-50 | 50 | 75 | 112 | 94 | 88 | 192 | 18 | 8.1 | 9 | 14.0 |

## 阳极氧化铝合金外壳 方法兰型，串列式

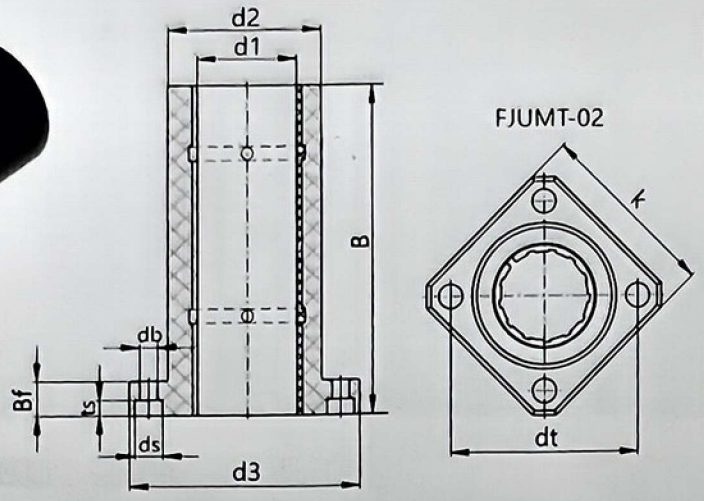


## 产品代码

**LIN-02RTL-10**

- 直径
- 方形法兰加长
- 短系列内膜

配备 2 个 LIN-02 滑动膜来增加导向长度

根据客户要求可以提供非标制作

| 产品代码 | 尺寸 | 公差 | F 最大值 动态 P=5MPa[N] | F 最大值 静态 P=35MPa[N] | 法兰型长度 | 有效表面积 | 重量 g |
|---|---|---|---|---|---|---|---|
| LIN-02RTL-10 | 10 | +0.030 +0.088 | 1300 | 9100 | 52 | 250 | 37 |
| LIN-02RTL-12 | 12 | +0.030 +0.088 | 1680 | 11760 | 57 | 324 | 48 |
| LIN-02RTL-16 | 16 | +0.030 +0.088 | 2400 | 16800 | 70 | 464 | 68 |
| LIN-02RTL-20 | 20 | +0.030 +0.091 | 3000 | 21000 | 80 | 580 | 110 |
| LIN-02RTL-25 | 25 | +0.030 +0.091 | 5000 | 35000 | 112 | 975 | 230 |
| LIN-02RTL-30 | 30 | +0.040 +0.110 | 7500 | 52500 | 123 | 1470 | 350 |
| LIN-02RTL-40 | 40 | +0.040 +0.115 | 12000 | 84000 | 151 | 2360 | 740 |
| LIN-02RTL-50 | 50 | +0.050 +0.130 | 17500 | 122500 | 192 | 3450 | 1250 |

尺寸：mm

| 产品代码 | d1 | d2 h7 | d3 | dt | k | B | Bf | ts | db | ds |
|---|---|---|---|---|---|---|---|---|---|---|
| LIN-02RTL-10 | 10 | 19 | 39 | 29 | 30 | 52 | 9 | 4.1 | 4.5 | 7.5 |
| LIN-02RTL-12 | 12 | 22 | 42 | 32 | 32 | 57 | 9 | 4.1 | 4.5 | 7.5 |
| LIN-02RTL-16 | 16 | 26 | 46 | 36 | 35 | 70 | 9 | 4.1 | 4.5 | 7.5 |
| LIN-02RTL-20 | 20 | 32 | 54 | 43 | 42 | 80 | 11 | 5.1 | 5.5 | 9.0 |
| LIN-02RTL-25 | 25 | 40 | 62 | 51 | 50 | 112 | 11 | 5.1 | 5.5 | 9.0 |
| LIN-02RTL-30 | 30 | 47 | 76 | 62 | 60 | 123 | 14 | 6.1 | 6.6 | 11.0 |
| LIN-02RTL-40 | 40 | 62 | 98 | 80 | 75 | 151 | 18 | 8.1 | 9 | 14.0 |
| LIN-02RTL-50 | 50 | 75 | 112 | 94 | 88 | 192 | 18 | 8.1 | 9 | 14.0 |

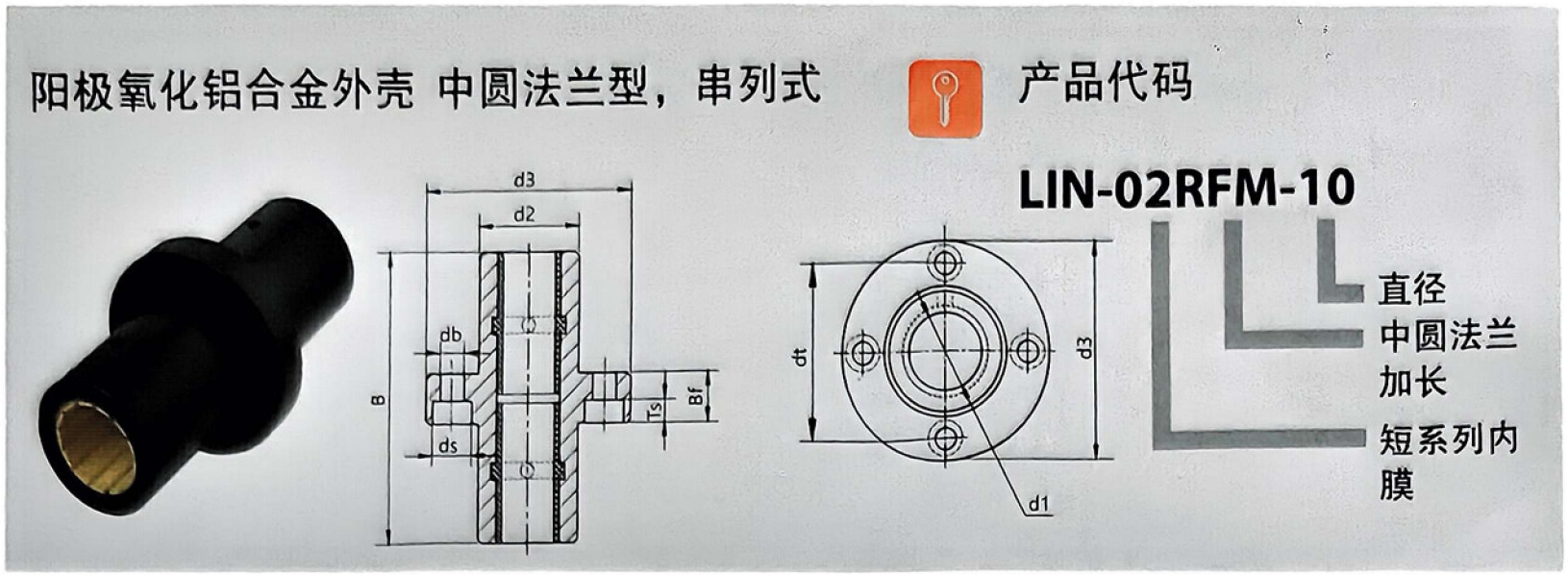


配备 2 个 LIN-02 滑动膜来增加导向长度

根据客户要求可以提供非标制作

螺栓固定、面维修、低噪音，

适用于污垢或灰尘环境，使用温度 -50℃/+90℃

座孔：H7　轴：h6-h9

| 产品代码 | 轴 mm | 座孔 H7 | 公差 mm | F 最大值 动态 P=5MPa[N] | F 最大值 静态 P=35MPa[N] | 重量 g |
|---|---|---|---|---|---|---|
| LIN-02RFM-10 | 10 | 19 | +0.030 +0.083 | 1300 | 9100 | 44 |
| LIN-02RFM-12 | 12 | 22 | +0.030 +0.083 | 1680 | 11760 | 57 |
| LIN-02RFM-16 | 16 | 26 | +0.030 +0.083 | 2400 | 16800 | 79 |
| LIN-02RFM-20 | 20 | 32 | +0.030 +0.091 | 3000 | 21000 | 128 |
| LIN-02RFM-25 | 25 | 40 | +0.040 +0.091 | 5000 | 35000 | 249 |
| LIN-02RFM-30 | 30 | 47 | +0.040 +0.110 | 7500 | 52500 | 388 |
| LIN-02RFM-40 | 40 | 62 | +0.040 +0.115 | 12000 | 84000 | 835 |
| LIN-02RFM-50 | 50 | 75 | +0.050 +0.130 | 17500 | 122500 | 1352 |

尺寸：mm

| 产品代码 | d1 | d2 h7 | d3 | dt | B | Bf | ts | db | ds |
|---|---|---|---|---|---|---|---|---|---|
| LIN-02RFM-10 | 10 | 19 | 39 | 29 | 52 | 9 | 4.1 | 4.5 | 7.5 |
| LIN-02RFM-12 | 12 | 22 | 42 | 32 | 57 | 9 | 4.1 | 4.5 | 7.5 |
| LIN-02RFM-16 | 16 | 26 | 46 | 36 | 70 | 9 | 4.1 | 4.5 | 7.5 |
| LIN-02RFM-20 | 20 | 32 | 54 | 43 | 80 | 11 | 5.1 | 5.5 | 9 |
| LIN-02RFM-25 | 25 | 40 | 62 | 51 | 112 | 11 | 5.1 | 5.5 | 9 |
| LIN-02RFM-30 | 30 | 47 | 76 | 62 | 123 | 14 | 6.1 | 6.6 | 11 |
| LIN-02RFM-40 | 40 | 62 | 98 | 80 | 151 | 18 | 8.1 | 9 | 14 |
| LIN-02RFM-50 | 50 | 75 | 112 | 94 | 192 | 18 | 8.1 | 9 | 14 |

## 阳极氧化铝合金外壳 中方法兰型，串列式

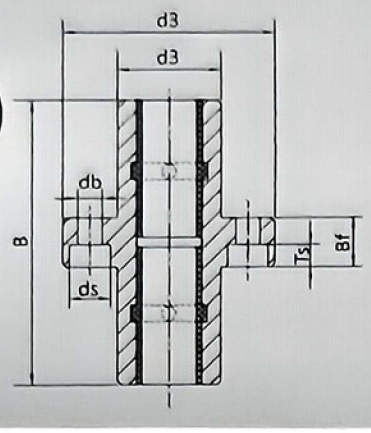


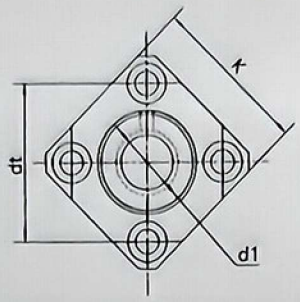


## 产品代码

**LIN-02RTM-10**

- 直径
- 中方法兰加长型
- 短系列内膜

配备 2 个 LIN-02 滑动膜来增加导向长度

根据客户要求可以提供非标制作

螺栓固定、面维修、低噪音，

适用于污垢或灰尘环境，使用温度 −50℃/+90℃

座孔：H7　轴：h6–h9

| 产品代码 | 轴 mm | 座孔 H7 | 公差 mm | F 最大值 动态 P=5MPa[N] | F 最大值 静态 P=35MPa[N] | 重量 g |
|---|---|---|---|---|---|---|
| LIN-02RTM-10 | 10 | 19 | +0.030 +0.083 | 1300 | 9100 | 44 |
| LIN-02RTM-12 | 12 | 22 | +0.030 +0.083 | 1680 | 11760 | 57 |
| LIN-02RTM-16 | 16 | 26 | +0.030 +0.083 | 2400 | 16800 | 79 |
| LIN-02RTM-20 | 20 | 32 | +0.030 +0.091 | 3000 | 21000 | 128 |
| LIN-02RTM-25 | 25 | 40 | +0.040 +0.091 | 5000 | 35000 | 249 |
| LIN-02RTM-30 | 30 | 47 | +0.040 +0.110 | 7500 | 52500 | 388 |
| LIN-02RTM-40 | 40 | 62 | +0.040 +0.115 | 12000 | 84000 | 835 |
| LIN-02RTM-50 | 50 | 75 | +0.050 +0.130 | 17500 | 122500 | 1352 |

尺寸：mm

| 产品代码 | d1 | d2 h7 | d3 | dt | B | Bf | ts | db | ds | K |
|---|---|---|---|---|---|---|---|---|---|---|
| LIN-02RTM-10 | 10 | 19 | 39 | 29 | 52 | 9 | 4.1 | 4.5 | 7.5 | 30 |
| LIN-02RTM-12 | 12 | 22 | 42 | 32 | 57 | 9 | 4.1 | 4.5 | 7.5 | 32 |
| LIN-02RTM-16 | 16 | 26 | 46 | 36 | 70 | 9 | 4.1 | 4.5 | 7.5 | 35 |
| LIN-02RTM-20 | 20 | 32 | 54 | 43 | 80 | 11 | 5.1 | 5.5 | 9 | 42 |
| LIN-02RTM-25 | 25 | 40 | 62 | 51 | 112 | 11 | 5.1 | 5.5 | 9 | 50 |
| LIN-02RTM-30 | 30 | 47 | 76 | 62 | 123 | 14 | 6.1 | 6.6 | 11 | 60 |
| LIN-02RTM-40 | 40 | 62 | 98 | 80 | 151 | 18 | 8.1 | 9 | 14 | 75 |
| LIN-02RTM-50 | 50 | 75 | 112 | 94 | 192 | 18 | 8.1 | 9 | 14 | 88 |

## 封闭式阳极氧化铝轴承座，短型

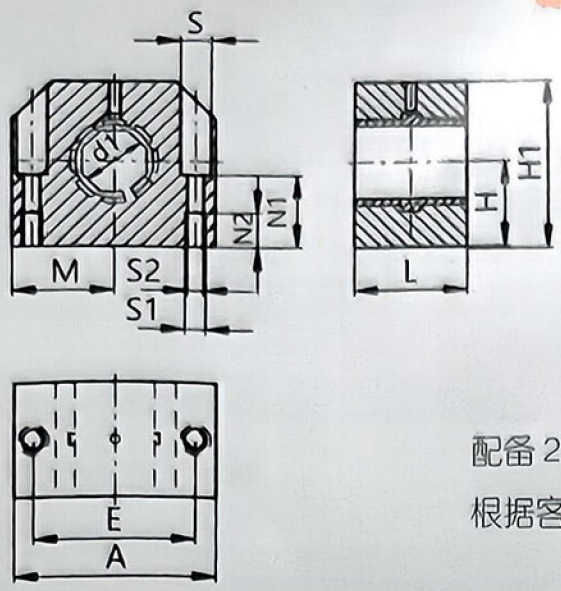


### 产品代码

**LIN-05R-10**

直径
短型带座

配备 2 个 LIN-02 滑动膜来增加导向长度

根据客户要求可以提供非标制作

| 产品代码 | 轴 mm | 公差 mm | F 最大值 动态 P=5MPa[N] | F 最大值 静态 P=35MPa[N] | 重量 g |
|---|---|---|---|---|---|
| LIN-05R-10 | 10 | +0.030 +0.088 | 650 | 4550 | 71 |
| LIN-05R-12 | 12 | +0.030 +0.088 | 840 | 5880 | 78 |
| LIN-05R-16 | 16 | +0.030 +0.088 | 1200 | 8400 | 106 |
| LIN-05R-20 | 20 | +0.030 +0.091 | 1500 | 10500 | 132 |
| LIN-05R-25 | 25 | +0.030 +0.091 | 2500 | 17500 | 253 |
| LIN-05R-30 | 30 | +0.040 +0.110 | 3750 | 26250 | 374 |
| LIN-05R-40 | 40 | +0.040 +0.115 | 6000 | 42000 | 713 |
| LIN-05R-50 | 50 | +0.050 +0.130 | 8750 | 61250 | 1168 |

尺寸：mm

| 产品代码 | d1 | H +0.01 −0.014 | H1 | A | M | E ±0.15 | S | S1 | S2 | N1 | N2 | L |
|---|---|---|---|---|---|---|---|---|---|---|---|---|
| LIN-05R-10 | 10 | 16 | 33 | 40 | 20 | 29 | 8 | M5 | 4.3 | 16 | 11 | 26 |
| LIN-05R-12 | 12 | 17 | 33 | 40 | 20 | 29 | 8 | M5 | 4.3 | 16 | 11 | 28 |
| LIN-05R-16 | 16 | 19 | 38 | 45 | 22.5 | 34 | 8 | M5 | 4.3 | 18 | 11 | 30 |
| LIN-05R-20 | 20 | 23 | 45 | 53 | 26.5 | 40 | 9.5 | M6 | 5.3 | 22 | 13 | 30 |
| LIN-05R-25 | 25 | 27 | 54 | 62 | 31 | 48 | 11 | M8 | 6.6 | 26 | 18 | 40 |
| LIN-05R-30 | 30 | 30 | 60 | 67 | 33.5 | 53 | 11 | M8 | 6.6 | 29 | 18 | 50 |
| LIN-05R-40 | 40 | 39 | 76 | 87 | 43.5 | 69 | 15 | M10 | 8.4 | 38 | 22 | 60 |
| LIN-05R-50 | 50 | 47 | 92 | 103 | 51.5 | 82 | 18 | M12 | 10.5 | 46 | 26 | 70 |

可配合的滑动膜：

LNE-02　　LIN-02

## 间隙可调式 阳极氧化铝轴承座，短型

### 产品代码

**LIN-05RE-12**

直径
加长轴承座

可调间隙，对应轴尺寸 12–50mm
配备 1 个 LIN-02 滑动膜
根据客户要求可以提供非标制作

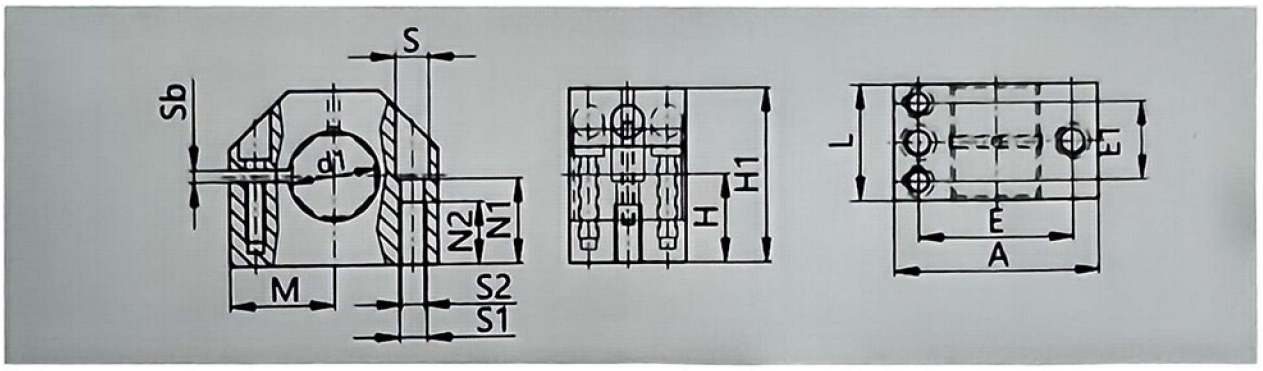


| 产品代码 | 轴 mm | 公差 mm | F 最大值 动态 P=5MPa(N) | F 最大值 静态 P=35MPa(N) | 重量 g |
|---|---|---|---|---|---|
| LIN-05RE-10 | 12 | 可调 | 840 | 5880 | 78 |
| LIN-05RE-12 | 16 | 可调 | 1200 | 8400 | 106 |
| LIN-05RE-20 | 20 | 可调 | 1500 | 10500 | 132 |
| LIN-05RE-25 | 25 | 可调 | 2500 | 17500 | 253 |
| LIN-05RE-30 | 30 | 可调 | 3750 | 26250 | 374 |
| LIN-05RE-40 | 40 | 可调 | 6000 | 42000 | 713 |
| LIN-05RE-50 | 50 | 可调 | 8750 | 61250 | 1168 |

尺寸：mm

| 产品代码 | d1 | H +0.01 −0.014 | H1 | A | M | E ±0.15 | S | S1 | S2 | N1 | N2 | L |
|---|---|---|---|---|---|---|---|---|---|---|---|---|
| LIN-05RE-10 | 12 | 17 | 33 | 40 | 20 | 29 | 8 | M5 | 4.3 | 16 | 11 | 28 |
| LIN-05RE-12 | 16 | 19 | 38 | 45 | 22.5 | 34 | 8 | M5 | 4.3 | 18 | 11 | 30 |
| LIN-05RE-20 | 20 | 23 | 45 | 53 | 26.5 | 40 | 9.5 | M6 | 5.3 | 22 | 13 | 30 |
| LIN-05RE-25 | 25 | 27 | 54 | 62 | 31 | 48 | 11 | M8 | 6.6 | 26 | 18 | 40 |
| LIN-05RE-30 | 30 | 30 | 60 | 67 | 33.5 | 53 | 11 | M8 | 6.6 | 29 | 18 | 50 |
| LIN-05RE-40 | 40 | 39 | 76 | 87 | 43.5 | 69 | 15 | M10 | 8.4 | 38 | 22 | 60 |
| LIN-05RE-50 | 50 | 47 | 92 | 103 | 51.5 | 82 | 18 | M12 | 10.5 | 46 | 26 | 70 |

可配合的滑动膜：

LNE-02　　LIN-02

## 封闭式阳极氧化铝轴承座，短型串列式

产品代码

**LIN-05RL-12**

直径

加长轴承座

- 串列式设计
- 配备 2 个 LIN-02 滑动膜来增加导向长度
- 根据客户要求可以提供非标制作

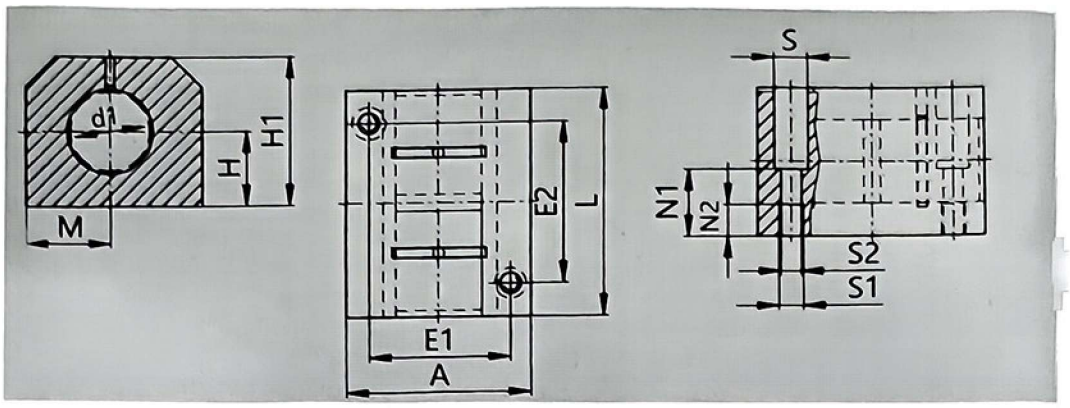


| 产品代码 | 轴 mm | 公差 mm | F 最大值 动态 P=5MPa[N] 0° | F 最大值 静态 P=35MPa[N] 180° | 重量 kg |
|---|---|---|---|---|---|
| LIN-05RL-12 | 12 | +0.030 +0.088 | 840 | 5880 | 0.17 |
| LIN-05RL-16 | 16 | +0.030 +0.088 | 1200 | 8400 | 0.25 |
| LIN-05RL-20 | 20 | +0.030 +0.091 | 1500 | 10500 | 0.3 |
| LIN-05RL-25 | 25 | +0.030 +0.091 | 2500 | 17500 | 0.55 |
| LIN-05RL-30 | 30 | +0.040 +0.110 | 3750 | 26250 | 0.75 |
| LIN-05RL-40 | 40 | +0.040 +0.115 | 6000 | 42000 | 1.5 |
| LIN-05RL-50 | 50 | +0.050 +0.130 | 8750 | 61250 | 2.4 |

尺寸：mm

| 产品代码 | d1 | H +0.01 −0.014 | H1 | A | M | E ±0.15 | E2 ±0.15 | S | S1 | S2 | N1 | N2 | L |
|---|---|---|---|---|---|---|---|---|---|---|---|---|---|
| LIN-05RL-12 | 12 | 17 | 33 | 40 | 20 | 29 | 35 | 8 | M5 | 4.3 | 16 | 11 | 60 |
| LIN-05RL-16 | 16 | 19 | 38 | 45 | 22.5 | 34 | 40 | 8 | M5 | 4.3 | 18 | 11 | 65 |
| LIN-05RL-20 | 20 | 23 | 45 | 53 | 26.5 | 40 | 45 | 9.5 | M6 | 5.3 | 22 | 13 | 65 |
| LIN-05RL-25 | 25 | 27 | 54 | 62 | 31 | 48 | 55 | 11 | M8 | 6.6 | 26 | 18 | 85 |
| LIN-05RL-30 | 30 | 30 | 60 | 67 | 33.5 | 53 | 70 | 11 | M8 | 6.6 | 29 | 18 | 105 |
| LIN-05RL-40 | 40 | 39 | 76 | 87 | 43.5 | 69 | 85 | 15 | M10 | 8.4 | 38 | 22 | 125 |
| LIN-05RL-50 | 50 | 47 | 92 | 103 | 51.5 | 82 | 100 | 18 | M12 | 10.5 | 46 | 26 | 145 |

可配合的滑动膜：

LINE-02　　LIN-02

## 封闭式阳极氧化铝轴承座，长型设计



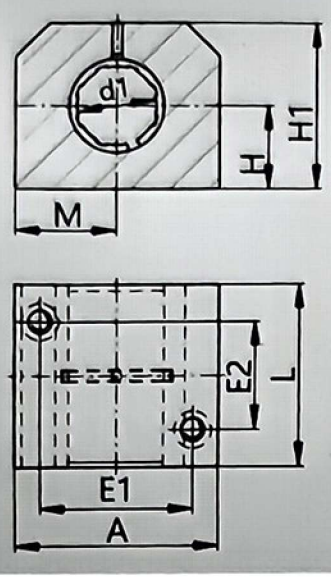


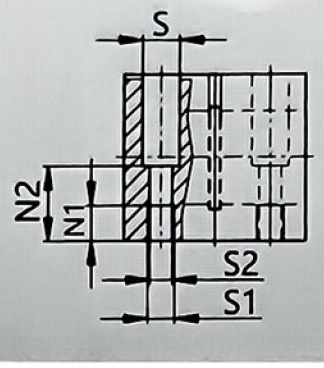


- 配备 1 个 LIN-01 滑动膜
- 根据客户要求可以提供非标制作

## 产品代码

**LIN-06R-12**



直径

长型设计轴承座

| 产品代码 | 轴 mm | 公差 mm | F 最大值 动态 P=5MPa[N] | F 最大值 静态 P=35MPa[N] | 重量 g |
|---|---|---|---|---|---|
| LIN-06R-12 | 12 | +0.030 +0.088 | 960 | 6720 | 121 |
| LIN-06R-16 | 16 | +0.030 +0.088 | 1440 | 10080 | 211 |
| LIN-06R-20 | 20 | +0.030 +0.091 | 2250 | 15750 | 323 |
| LIN-06R-25 | 25 | +0.030 +0.091 | 3625 | 25375 | 651 |
| LIN-06R-30 | 30 | +0.040 +0.110 | 5100 | 35700 | 1050 |
| LIN-06R-40 | 40 | +0.040 +0.115 | 8000 | 56000 | 1820 |
| LIN-06R-50 | 50 | +0.050 +0.130 | 12500 | 87500 | 3250 |

尺寸：mm

| 产品代码 | d1 | H +0.01 -0.014 | H1 | A | M | E1 ±0.15 | E2 | S | S1 | S2 | N2 | N1 | L |
|---|---|---|---|---|---|---|---|---|---|---|---|---|---|
| LIN-06R-12 | 12 | 18 | 35 | 43 | 21.5 | 32 | 23 | 8 | M5 | 4.3 | 16.5 | 11 | 39 |
| LIN-06R-16 | 16 | 22 | 42 | 53 | 26.5 | 40 | 26 | 10 | M6 | 5.3 | 21 | 13 | 43 |
| LIN-06R-20 | 20 | 25 | 50 | 60 | 30 | 45 | 32 | 11 | M8 | 6.6 | 24 | 18 | 54 |
| LIN-06R-25 | 25 | 30 | 60 | 78 | 39 | 60 | 40 | 15 | M10 | 8.4 | 29 | 22 | 67 |
| LIN-06R-30 | 30 | 35 | 70 | 87 | 43.5 | 68 | 45 | 15 | M10 | 8.4 | 34 | 22 | 79 |
| LIN-06R-40 | 40 | 45 | 90 | 108 | 54 | 86 | 58 | 18 | M12 | 10.5 | 44 | 26 | 91 |
| LIN-06R-50 | 50 | 50 | 105 | 132 | 66 | 108 | 50 | 20 | M16 | 13.5 | 49 | 34 | 113 |

可配合的滑动膜：

LIN-01　　LINE-01

## 开口式阳极氧化铝轴承座，长型设计



### 产品代码

**LIN-06RK-12**

直径

长型开口轴承座

- 配备 1 个 LIN-01K 滑动内膜
- 根据客户要求可以提供非标制作

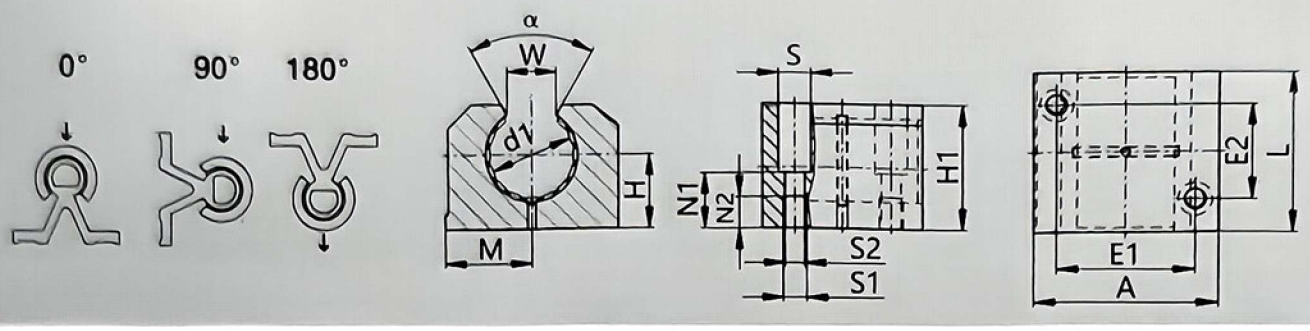


| 产品代码 | 轴 mm | 公差 mm | F 最大值 动态 P=5MPa[N] 0° | 90° | 180° | F 最大值 静态 P=35MPa[N] 0° | 90° | 180° | 重量 kg |
|---|---|---|---|---|---|---|---|---|---|
| LIN-06RK-12 | 12 | +0.030 +0.088 | 960 | 635 | 240 | 6720 | 4445 | 1680 | 0.095 |
| LIN-06RK-16 | 16 | +0.030 +0.088 | 1440 | 990 | 396 | 10080 | 6943 | 2772 | 0.158 |
| LIN-06RK-20 | 20 | +0.030 +0.091 | 2250 | 1800 | 900 | 15750 | 12600 | 6300 | 0.266 |
| LIN-06RK-25 | 25 | +0.030 +0.091 | 3625 | 2953 | 1523 | 25375 | 20670 | 10658 | 0.53 |
| LIN-06RK-30 | 30 | +0.040 +0.110 | 5100 | 4250 | 2278 | 35700 | 29735 | 15946 | 0.818 |
| LIN-06RK-40 | 40 | +0.040 +0.115 | 8000 | 6810 | 3800 | 56000 | 47660 | 26600 | 1.485 |
| LIN-06RK-50 | 50 | +0.050 +0.130 | 12500 | 10750 | 6125 | 87500 | 75265 | 42875 | 2.75 |

尺寸：mm

| 产品代码 | d1 | H | H1 | A | M | E1 ±0.15 | E2 ±0.15 | S | S1 | S2 | N1 | N2 | W -1 | α [°] | L |
|---|---|---|---|---|---|---|---|---|---|---|---|---|---|---|---|
| LIN-06RK-12 | 12 | 18 | 28 | 43 | 21.5 | 32 | 23 | 8 | M5 | 4.3 | 16.5 | 11 | 10.2 | 78 | 39 |
| LIN-06RK-16 | 16 | 22 | 35 | 53 | 26.5 | 40 | 26 | 10 | M6 | 5.3 | 21 | 13 | 11.6 | 78 | 43 |
| LIN-06RK-20 | 20 | 25 | 42 | 60 | 30 | 45 | 32 | 11 | M8 | 6.6 | 24 | 18 | 12 | 60 | 54 |
| LIN-06RK-25 | 25 | 30 | 51 | 78 | 39 | 60 | 40 | 15 | M10 | 8.4 | 29 | 22 | 14.5 | 60 | 67 |
| LIN-06RK-30 | 30 | 35 | 60 | 87 | 43.5 | 68 | 45 | 15 | M10 | 8.4 | 34 | 22 | 16.6 | 57 | 79 |
| LIN-06RK-40 | 40 | 45 | 77 | 108 | 54 | 86 | 58 | 18 | M12 | 10.5 | 44 | 26 | 21 | 56 | 91 |
| LIN-06RK-50 | 50 | 50 | 88 | 132 | 66 | 108 | 50 | 20 | M16 | 13.5 | 49 | 34 | 25.5 | 54 | 113 |

可配合的滑动膜：

LIN-01　　LINE-01

## 开口式 间隙可调 阳极氧化铝轴承座，长型设计

- 带紧定螺钉 间隙可调
- 配备 1 个 LIN-01K 滑动内膜
- 根据客户要求可以提供非标制作

### 产品代码

**LIN-06RKE-12**

- 直径
- 间隙可调
- 开口式轴承座

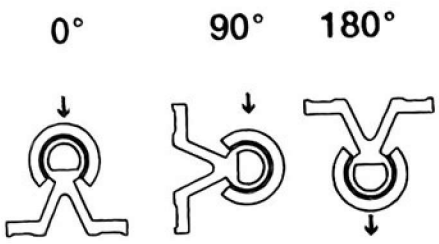


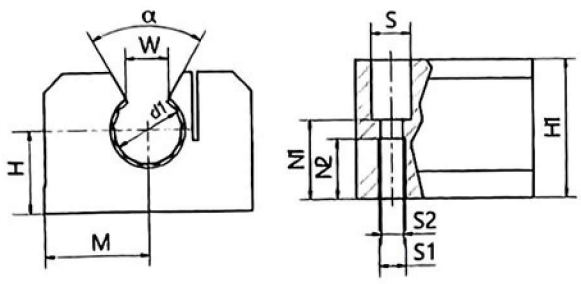


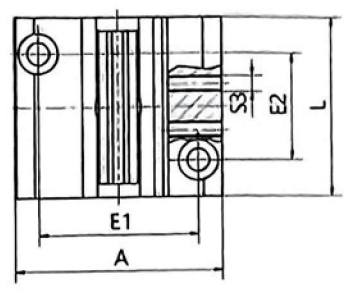


| 产品代码 | 轴 mm | 公差 mm | F 最大值 动态 P=5MPa[N] 0° | 90° | 180° | F 最大值 静态 P=35MPa[N] 0° | 90° | 180° | 重量 g |
|---|---|---|---|---|---|---|---|---|---|
| LIN-06RKE-12 | 12 | 可调 | 960 | 635 | 240 | 6720 | 4445 | 1680 | 100 |
| LIN-06RKE-16 | 16 | 可调 | 1440 | 990 | 396 | 10080 | 6943 | 2772 | 160 |
| LIN-06RKE-20 | 20 | 可调 | 2250 | 1800 | 900 | 15750 | 12600 | 6300 | 270 |
| LIN-06RKE-25 | 25 | 可调 | 3625 | 2953 | 1523 | 25375 | 20670 | 10658 | 530 |
| LIN-06RKE-30 | 30 | 可调 | 5100 | 4250 | 2278 | 35700 | 29735 | 15946 | 820 |
| LIN-06RKE-40 | 40 | 可调 | 8000 | 6810 | 3800 | 56000 | 47660 | 26600 | 1490 |
| LIN-06RKE-50 | 50 | 可调 | 12500 | 10750 | 6125 | 87500 | 75265 | 42875 | 2750 |

尺寸：mm

| 产品代码 | d1 | H | H1 | A | M | E1 ±0.15 | E2 ±0.15 | S | S1 | S2 | N1 | N2 | W -1 | α [°] | L |
|---|---|---|---|---|---|---|---|---|---|---|---|---|---|---|---|
| LIN-06RKE-12 | 12 | 18 | 28 | 43 | 21.5 | 32 | 23 | 8 | M5 | 4.3 | 16.5 | 11 | 10.2 | 78 | 39 |
| LIN-06RKE-16 | 16 | 22 | 35 | 53 | 26.5 | 40 | 26 | 10 | M6 | 5.3 | 21 | 13 | 11.6 | 78 | 43 |
| LIN-06RKE-20 | 20 | 25 | 42 | 60 | 30 | 45 | 32 | 11 | M8 | 6.6 | 24 | 18 | 12 | 60 | 54 |
| LIN-06RKE-25 | 25 | 30 | 51 | 78 | 39 | 60 | 40 | 15 | M10 | 8.4 | 29 | 22 | 14.5 | 60 | 67 |
| LIN-06RKE-30 | 30 | 35 | 60 | 87 | 43.5 | 68 | 45 | 15 | M10 | 8.4 | 34 | 22 | 16.6 | 57 | 79 |
| LIN-06RKE-40 | 40 | 45 | 77 | 108 | 54 | 86 | 58 | 18 | M12 | 10.5 | 44 | 26 | 21 | 56 | 91 |
| LIN-06RKE-50 | 50 | 50 | 88 | 132 | 66 | 108 | 50 | 20 | M16 | 13.5 | 49 | 34 | 25.5 | 54 | 113 |

可配合的滑动膜：

LINE-01K　　LIN-01K

## 开口式 阳极氧化铝轴承座，串列式

### 产品代码

**LIN-06RKL-12**

- L 内径
- L 开口加长轴承座

●基座：铝合金，配备 2 个（开口式短系 LIN-02K）来增加导向长度

●根据客户要求可以提供非标制作

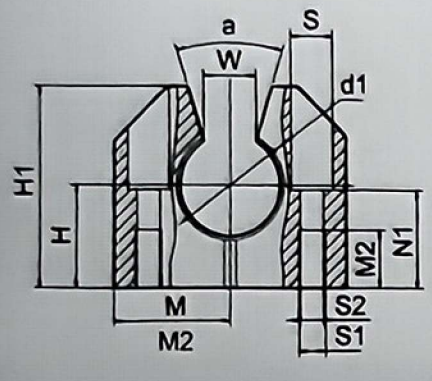


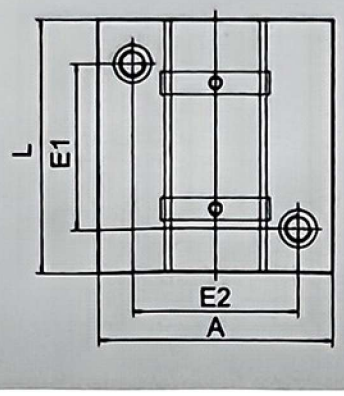


| 产品代码 | 轴 | 公差 | F 最大值 动态 P=5MPa[N] 0° | F 最大值 静态 P=35MPa[N] 180° | 重量 kg |
|---|---|---|---|---|---|
| LIN-06RKL-12 | 12 | +0.030 +0.088 | 840 | 5880 | 0.17 |
| LIN-06RKL-16 | 16 | +0.030 +0.088 | 1200 | 8400 | 0.25 |
| LIN-06RKL-20 | 20 | +0.030 +0.091 | 1500 | 10500 | 0.3 |
| LIN-06RKL-25 | 25 | +0.030 +0.091 | 2500 | 17500 | 0.55 |
| LIN-06RKL-30 | 30 | +0.040 +0.110 | 3750 | 26250 | 0.75 |
| LIN-06RKL-40 | 40 | +0.040 +0.115 | 6000 | 42000 | 1.5 |
| LIN-06RKL-50 | 50 | +0.050 +0.130 | 8750 | 61250 | 2.4 |

尺寸：mm

| 产品代码 | d1 | H +0.01 −0.014 | H1 | A | M | E1 ±0.15 | E2 ±0.15 | S | S1 | S2 | N1 | N2 | W −1 | α [°] |
|---|---|---|---|---|---|---|---|---|---|---|---|---|---|---|
| LIN-06RKL-12 | 12 | 17 | 33 | 40 | 20 | 29 | 35 | 8 | M5 | 4.3 | 16 | 11 | 10.2 | 78 |
| LIN-06RKL-16 | 16 | 19 | 38 | 45 | 22.5 | 34 | 40 | 8 | M5 | 4.3 | 18 | 11 | 11.6 | 78 |
| LIN-06RKL-20 | 20 | 23 | 45 | 53 | 26.5 | 40 | 45 | 9.5 | M6 | 5.3 | 22 | 13 | 12 | 60 |
| LIN-06RKL-25 | 25 | 27 | 54 | 62 | 31 | 48 | 55 | 11 | M8 | 6.6 | 26 | 18 | 14.5 | 60 |
| LIN-06RKL-30 | 30 | 30 | 60 | 67 | 33.5 | 53 | 70 | 11 | M8 | 6.6 | 29 | 18 | 16.6 | 57 |
| LIN-06RKL-40 | 40 | 39 | 76 | 87 | 43.5 | 69 | 85 | 15 | M10 | 8.4 | 38 | 22 | 21 | 56 |
| LIN-06RKL-50 | 50 | 47 | 92 | 103 | 51.5 | 82 | 100 | 18 | M12 | 10.5 | 46 | 26 | 25.5 | 54 |

可配合的滑动膜：

LINE-02K　　LIN-02K

## 封闭式设计



## 产品代码

**LIN-01RQ-10**

内径

方向滑块可以装配：

01：LIN-01R

02：LIN-03R

03：LIN-00

●基座：铝合金，配备 4 个 R 直线滑动轴承

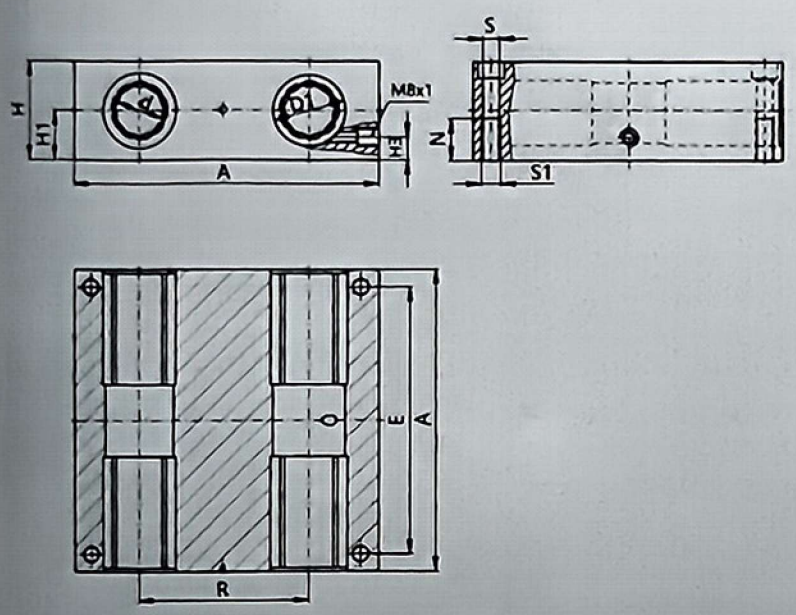




尺寸：mm

| 产品代码 | | | d | d1 | A | H | H1 | H3 | R | N | E | S | S1 |
|---|---|---|---|---|---|---|---|---|---|---|---|---|---|
| 可选装标准型 | 可选装自调心 | 可选装全塑料 | | | | | | | | | | | |
| LIN-01RQ-12 | LIN-03RQ-12 | LIN-00Q-12 | 12 | 22 | 85 | 32 | 16 | 13 | 42 | 13 | 73 | 5.5 | M6 |
| LIN-01RQ-16 | LIN-03RQ-16 | LIN-00Q-16 | 16 | 26 | 100 | 36 | 18 | 15 | 54 | 13 | 88 | 5.3 | M6 |
| LIN-01RQ-20 | LIN-03RQ-20 | LIN-00Q-20 | 20 | 32 | 130 | 46 | 23 | 19 | 72 | 18 | 115 | 6.6 | M8 |
| LIN-01RQ-25 | LIN-03RQ-25 | LIN-00Q-25 | 25 | 40 | 160 | 56 | 28 | 24 | 88 | 22 | 140 | 8.4 | M10 |
| LIN-01RQ-30 | LIN-03RQ-30 | LIN-00Q-30 | 30 | 47 | 180 | 64 | 32 | 27 | 96 | 26 | 158 | 10.5 | M12 |
| LIN-01RQ-40 | LIN-03RQ-40 | / | 40 | 62 | 230 | 79 | 40 | 35 | 122 | 34 | 202 | 13.5 | M16 |

可配合：

LIN-01R　　LIN-03R　　LIN-00

## 开口式设计



## 产品代码

**LIN-01RQK-12**

- 内径
- 开口方向滑块可以装配：
  - 01：LIN-01RK
  - 02：LIN-03RK

●基座：铝合金，配备 4 个 LIN 直线滑动轴承

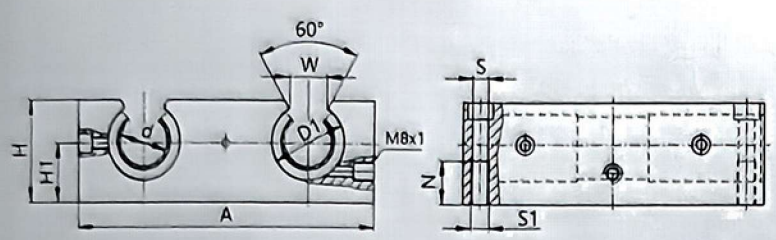


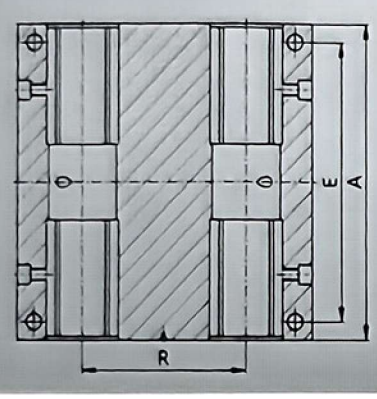




尺寸：mm

| 产品代码 | | d | d1 | A | H | H1 | W | R | N | E | S | S1 |
|---|---|---|---|---|---|---|---|---|---|---|---|---|
| 可选装标准型 | 可选装自调心 | | | | | | | | | | | |
| LIN-01RQK-12 | LIN-03RQK-12 | 12 | 22 | 85 | 30 | 18 | 14 | 42 | 13 | 73 | 5.3 | M6 |
| LIN-01RQK-16 | LIN-03RQK-16 | 16 | 26 | 100 | 35 | 22 | 17 | 54 | 13 | 88 | 5.3 | M6 |
| LIN-01RQK-20 | LIN-03RQK-20 | 20 | 32 | 130 | 42 | 25 | 17 | 72 | 18 | 115 | 6.6 | M8 |
| LIN-01RQK-25 | LIN-03RQK-25 | 25 | 40 | 160 | 51 | 30 | 21 | 88 | 22 | 140 | 8.4 | M10 |
| LIN-01RQK-30 | LIN-03RQK-30 | 30 | 47 | 180 | 60 | 35 | 21 | 96 | 26 | 158 | 10.5 | M12 |
| LIN-01RQK-40 | LIN-03RQK-40 | 40 | 62 | 230 | 77 | 45 | 27 | 122 | 34 | 202 | 13.5 | M16 |

可配合：

LIN-03RK　　LIN-01RK

## 开口式，短型设计

### 产品代码

**LIN-01QSK-12**

- 内径
- 开口小轴承座

基座：铝合金，配备 LIN 直线滑动轴承

可选装类型：

标准型：LIN-01R 系列

自调心：LIN-03R 系列

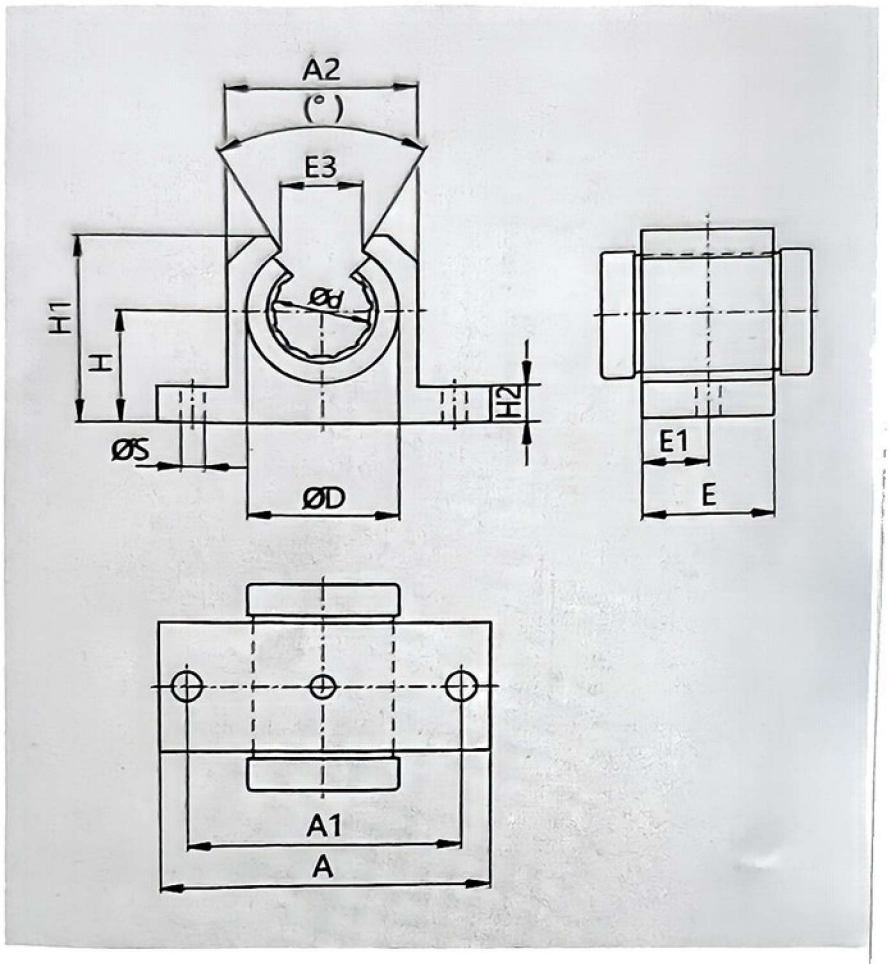


尺寸：mm

| 产品代码<br>可选标准型<br>LIN-01RK | 自调心<br>可选标准心型<br>LIN-03RK | d | D | H | H1 | H2 | A | A1 | A2 | E | E1 | E3 | (°) | S |
|---|---|---|---|---|---|---|---|---|---|---|---|---|---|---|
| LIN-01QSK-12 | LIN-03QSK-12 | 12 | 22 | 18 | 28 | 6 | 52 | 42 | 30 | 20 | 10 | 14 | 78 | 5.3 |
| LIN-01QSK-16 | LIN-03QSK-16 | 16 | 26 | 22 | 33.5 | 7 | 56 | 46 | 34 | 22 | 11 | 17 | 78 | 5.3 |
| LIN-01QSK-20 | LIN-03QSK-20 | 20 | 32 | 25 | 42 | 8 | 70 | 58 | 40 | 28 | 14 | 17 | 60 | 6.6 |
| LIN-01QSK-25 | LIN-03QSK-25 | 25 | 40 | 30 | 51 | 10 | 80 | 68 | 50 | 40 | 20 | 21 | 60 | 8.4 |
| LIN-01QSK-30 | LIN-03QSK-30 | 30 | 47 | 35 | 60 | 10 | 88 | 76 | 58 | 48 | 24 | 21 | 54 | 10.5 |
| LIN-01QSK-40 | LIN-03QSK-40 | 40 | 62 | 45 | 77 | 12 | 108 | 94 | 74 | 56 | 28 | 27 | 54 | 13.5 |

## 标准直线轴承座



### 产品代码

**LIN-01G-12**

- 轴承内径
- 直线轴承座
- LIN-01R 系列直线轴承

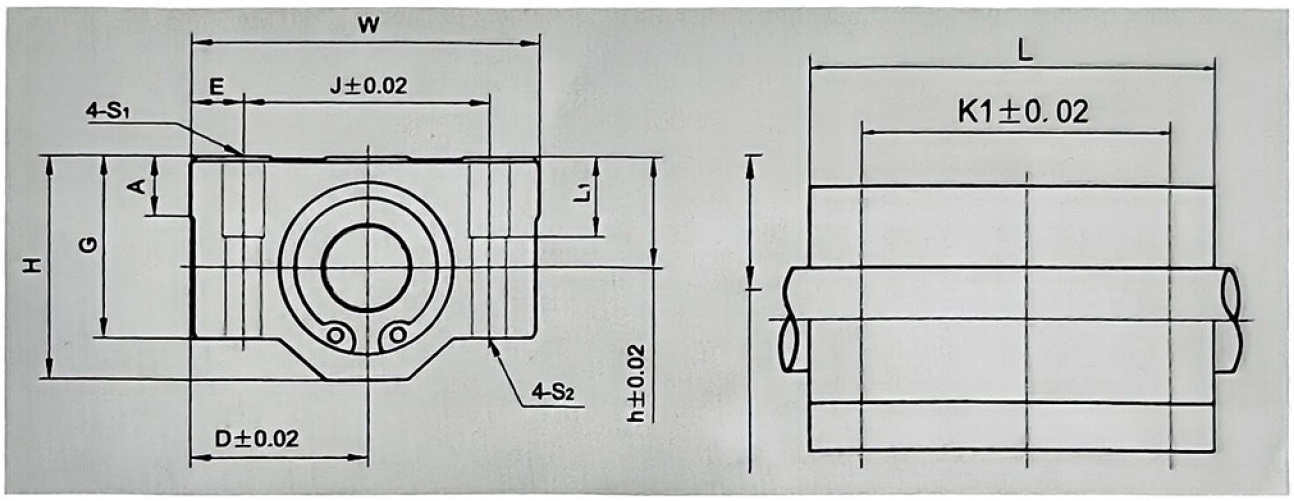


尺寸：mm

| 产品代码 可选标准型 LIN-01R | 自调心 可选标准心型 LIN-03R | 全塑料 可选标准心型 LIN-00 | 轴径 | h | D | W | H | G | A | J | E | $S_1$xL$_1$ | $S_2$ | K | |
|---|---|---|---|---|---|---|---|---|---|---|---|---|---|---|---|
| LIN-01G-12 | LIN-03G-12 | LIN-00G-12 | Φ12 | 15 | 22 | 44 | 30 | 24 | 8 | 33 | 5.5 | M5x10 | Φ4.3 | 26 | 39 |
| LIN-01G-16 | LIN-03G-16 | LIN-00G-16 | Φ16 | 19 | 25 | 50 | 38.5 | 32.5 | 9 | 36 | 7 | M5x12 | Φ4.3 | 34 | 44 |
| LIN-01G-20 | LIN-03G-20 | LIN-00G-20 | Φ20 | 21 | 27 | 54 | 41 | 35 | 11 | 40 | 7 | M6x12 | Φ5.2 | 40 | 53 |
| LIN-01G-25 | LIN-03G-25 | LIN-00G-25 | Φ25 | 26 | 38 | 76 | 51.5 | 41 | 12 | 54 | 11 | M8x18 | Φ7 | 50 | 67 |
| LIN-01G-30 | LIN-03G-30 | LIN-00G-30 | Φ30 | 30 | 39 | 78 | 59.5 | 49 | 15 | 58 | 10 | M8x18 | Φ7 | 58 | 76 |
| LIN-01G-40 | LIN-03G-40 | LIN-00G-40 | Φ40 | 40 | 51 | 102 | 78 | 62 | 20 | 80 | 11 | M10x25 | Φ8.7 | 60 | 90 |
| LIN-01G-50 | LIN-03G-50 | LIN-00G-50 | Φ50 | 52 | 61 | 122 | 102 | 80 | 25 | 100 | 11 | M10x25 | Φ8.7 | 80 | 110 |

| 产品代码 | 内径 [mm²] | 公差 [mm²] | 极限动载荷 P=5MPa(N) | 极限静载荷 P=35MPa(N) | 重量 g |
|---|---|---|---|---|---|
| LIN-01G-12 | 12 | +0.030 +0.088 | 1152N | 8064N | 79 |
| LIN-01G-16 | 16 | +0.030 +0.088 | 1728N | 12096N | 125 |
| LIN-01G-20 | 20 | +0.030 +0.091 | 2700N | 18900N | 159 |
| LIN-01G-25 | 25 | +0.030 +0.091 | 4350N | 30650N | 343 |
| LIN-01G-30 | 30 | +0.040 +0.110 | 6120N | 42840N | 450 |
| LIN-01G-40 | 40 | +0.040 +0.115 | 9600N | 67200N | 1021 |
| LIN-01G-50 | 50 | +0.040 +0.130 | 15000N | 105000N | 1871 |

## 标准开口直线轴承座



### 产品代码

**LIN-01 GK-16**

- 轴承内径
- 开口直线轴承座
- LIN-01RK 系列直线轴承

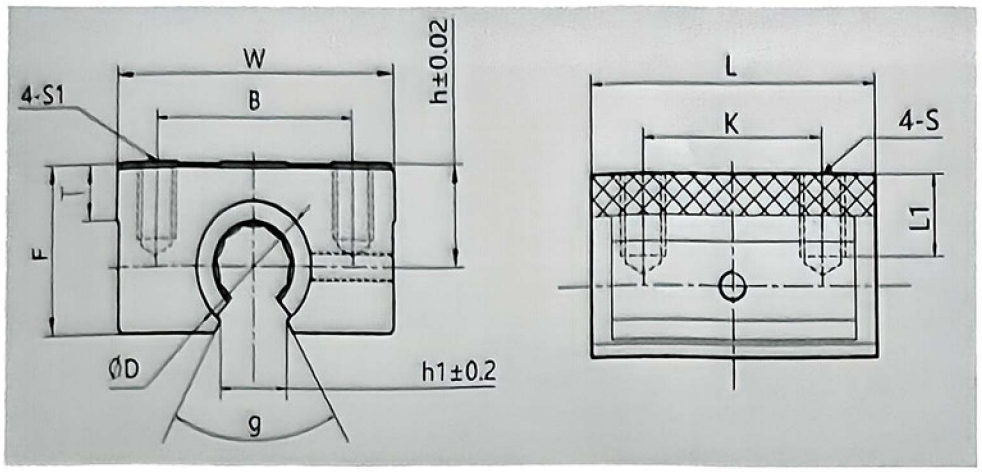


轴 Shaft:h6–h9

尺寸：mm

| 产品代码 可选标准型 LIN-01RK | 自调心 可选标准心型 LIN-03RK | 轴径 [mm²] | h | W | L | F | h1 | θ | B | C | S | L1 | T |
|---|---|---|---|---|---|---|---|---|---|---|---|---|---|
| LIN-01GK-10 | LIN-03GK-10 | Φ10 | 15 | 36 | 32 | 24 | 6 | 80° | 25 | 20 | M5 | 10 | 7 |
| LIN-01GK-12 | LIN-03GK-12 | Φ12 | 17 | 40 | 39 | 27.6 | 8.5 | 80° | 28 | 26 | M5 | 10 | 8 |
| LIN-01GK-16 | LIN-03GK-16 | Φ16 | 20 | 45 | 45 | 33 | 10 | 80° | 32 | 30 | M5 | 12 | 9 |
| LIN-01GK-20 | LIN-03GK-20 | Φ20 | 23 | 48 | 50 | 39 | 10 | 60° | 35 | 35 | M6 | 12 | 11 |
| LIN-01GK-25 | LIN-03GK-25 | Φ25 | 27 | 60 | 65 | 47 | 11.5 | 50° | 40 | 40 | M6 | 12 | 14 |
| LIN-01GK-30 | LIN-03GK-30 | Φ30 | 33 | 70 | 70 | 56 | 14 | 50° | 50 | 50 | M8 | 18 | 15 |
| LIN-01GK-40 | LIN-03GK-40 | Φ40 | 42 | 90 | 90 | 72 | 19 | 50° | 65 | 65 | M10 | 20 | 20 |
| LIN-01GK-50 | LIN-03GK-50 | Φ50 | 53 | 120 | 110 | 92 | 23 | 50° | 94 | 80 | M10 | 20 | 25 |

| 产品代码 | 轴径 [mm²] | 座孔 [mm²H7] | 公差 [mm²] | 极限动载荷 P=5MPa[N] | 极限静载荷 P=35MPa[N] | 重量 g |
|---|---|---|---|---|---|---|
| LIN-01GK-10 | 10 | 19 | +0.030 +0.088 | 870 | 6090 | 45 |
| LIN-01GK-12 | 12 | 22 | +0.030 +0.088 | 1152 | 8064 | 82 |
| LIN-01GK-16 | 16 | 26 | +0.030 +0.088 | 1728 | 12096 | 125 |
| LIN-01GK-20 | 20 | 32 | +0.030 +0.091 | 2700 | 18900 | 159 |
| LIN-01GK-25 | 25 | 40 | +0.030 +0.091 | 4350 | 30650 | 343 |
| LIN-01GK-30 | 30 | 47 | +0.040 +0.110 | 6120 | 42840 | 450 |
| LIN-01GK-40 | 40 | 62 | +0.040 +0.115 | 9600 | 67200 | 790 |
| LIN-01GK-50 | 50 | 75 | +0.040 +0.130 | 15000 | 105000 | 1500 |

## 标准加长直线轴承座



### 产品代码

**LIN-01 GL-16**

- 轴承内径
- 加长直线轴承座
- LIN-01R 系列直线轴承

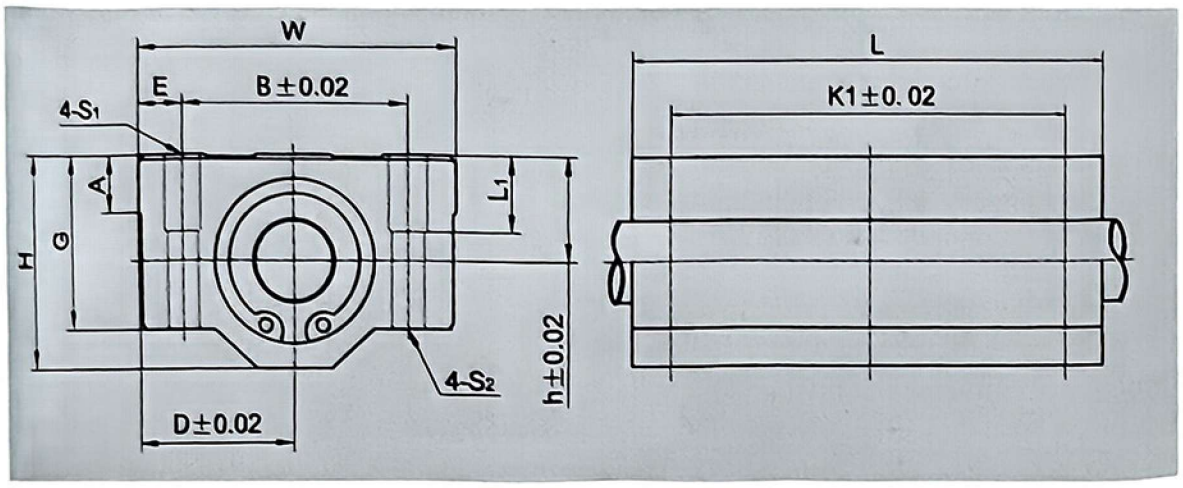


轴 Shaft:h6–h9

尺寸：mm

| 产品代码 可选标准型 2xLIN-01R | 自调心 可选标准心型 2xLIN-03R | 全塑料 可选装全塑料 2xLIN-00 | 轴径 | h | D | W | H | G | A | B | E | $S_1$xL$_1$ | $S_2$ | K1 | L |
|---|---|---|---|---|---|---|---|---|---|---|---|---|---|---|---|
| LIN-01GL-10 | LIN-03GL-10 | LIN-00GL-10 | Φ10 | 13 | 20 | 40 | 26 | 21 | 8 | 28 | 6 | M5x12 | Φ4.3 | 46 | 36 |
| LIN-01GL-12 | LIN-03GL-12 | LIN-00GL-12 | Φ12 | 15 | 21 | 42 | 28 | 24 | 8 | 30.5 | 5.75 | M5x12 | Φ5.2 | 50 | 35 |
| LIN-01GL-16 | LIN-03GL-16 | LIN-00GL-16 | Φ16 | 19 | 25 | 50 | 38.5 | 32.5 | 9 | 36 | 7 | M5x12 | Φ4.3 | 60 | 89 |
| LIN-01GL-20 | LIN-03GL-20 | LIN-00GL-20 | Φ20 | 21 | 27 | 54 | 41 | 35 | 11 | 40 | 7 | M6x12 | Φ5.2 | 70 | 106 |
| LIN-01GL-25 | LIN-03GL-25 | LIN-00GL-25 | Φ25 | 26 | 38 | 76 | 51.5 | 41 | 12 | 54 | 11 | M8x18 | Φ7 | 100 | 136 |
| LIN-01GL-30 | LIN-03GL-30 | LIN-00GL-30 | Φ30 | 30 | 39 | 78 | 59.5 | 49 | 15 | 58 | 10 | M8x18 | Φ7 | 110 | 154 |
| LIN-01GL-40 | LIN-03GL-40 | LIN-00GL-40 | Φ40 | 40 | 51 | 102 | 78 | 62 | 20 | 80 | 11 | M10x25 | Φ8.7 | 140 | 180 |

| 产品代码 | 内径 [mm²] | 公差 [mm²] | 极限动载荷 P=5MPa(N) | 极限静载荷 P=35MPa(N) | 重量 g |
|---|---|---|---|---|---|
| LIN-01GL-10 | 10 | +0.030 +0.080 | 2600 | 18200 | 175 |
| LIN-01GL-12 | 12 | +0.030 +0.080 | 3360 | 23520 | 205 |
| LIN-01GL-16 | 16 | +0.030 +0.088 | 3456 | 24192 | 250 |
| LIN-01GL-20 | 20 | +0.030 +0.091 | 5400 | 37800 | 318 |
| LIN-01GL-25 | 25 | +0.030 +0.091 | 8400 | 61300 | 686 |
| LIN-01GL-30 | 30 | +0.040 +0.110 | 12240 | 85680 | 905 |
| LIN-01GL-40 | 40 | +0.040 +0.115 | 19200 | 134400 | 2041 |

## 标准加长开口式直线轴承座



### 产品代码

**LIN-01 GKL-16**

- 轴承内径
- 加长开口直线轴承座
- LIN-01RK 系列直线轴承

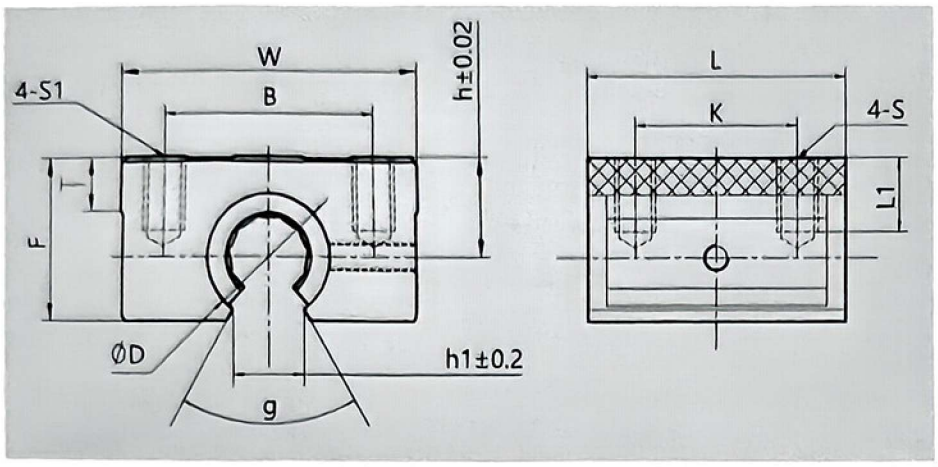


轴 Shaft:h6–h9

尺寸：mm

| 产品代码<br>可选标准型<br>2xLIN-01RK | 自调心<br>可选装调心型<br>2xLIN-03RK | 轴径<br>[mm²] | D(H7) | h | W | L | F | h1 | T | A | B | g | J | K | E | S1 |
|---|---|---|---|---|---|---|---|---|---|---|---|---|---|---|---|---|
| LIN-01KL-16 | LIN-03GKL-16 | Φ16 | 28 | 19 | 49.7 | 46.4 | 32.3 | 17 | 11 | M5 | 41 | 60° | 37 | 70 | 15 | M5 |
| LIN-01KL-20 | LIN-03GKL-20 | Φ20 | 32 | 21 | 54.1 | 51.3 | 35.2 | 17 | 11.8 | M5 | 47 | 60° | 41 | 80 | 17 | M5 |
| LIN-01KL-25 | LIN-03GKL-25 | Φ25 | 40 | 26 | 76 | 66.4 | 42.2 | 21 | 12.5 | M6 | 63 | 60° | 54 | 110 | 20 | M6 |
| LIN-01KL-30 | LIN-03GKL-30 | Φ30 | 45 | 30 | 78 | 71.5 | 49.1 | 21 | 15.5 | M6 | 70 | 60° | 58 | 115 | 25 | M8 |

| 产品代码 | 轴径<br>[mm²] | 公差<br>[mm²] | 极限动载荷<br>P=5MPa[N] | 极限静载荷<br>P=35MPa[N] | 重量<br>g |
|---|---|---|---|---|---|
| LIN-01KL-16 | 16 | +0.030 +0.088 | 3456 | 24192 | 250 |
| LIN-01KL-20 | 20 | +0.030 +0.091 | 5400 | 37800 | 318 |
| LIN-01KL-25 | 25 | +0.030 +0.091 | 8400 | 61300 | 686 |
| LIN-01KL-30 | 30 | +0.040 +0.110 | 12240 | 85680 | 905 |

## 滑块 圆形 铝合金硬质氧化制成

### 产品代码

**WLIN-01M/K-16**

- 轴承内径
- 封闭式 / 开口式
- 基座滑块

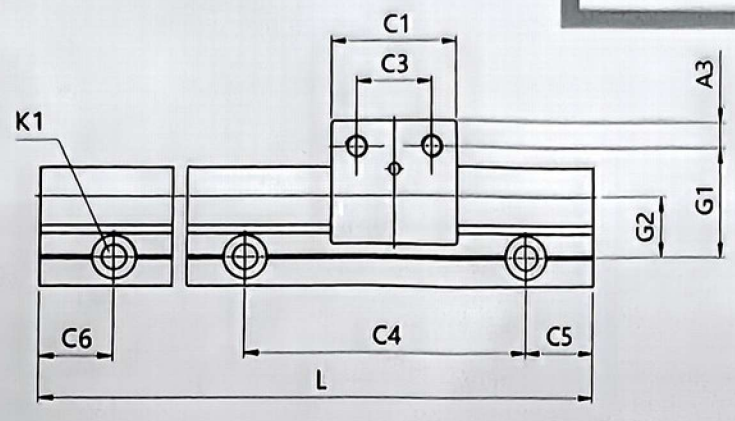


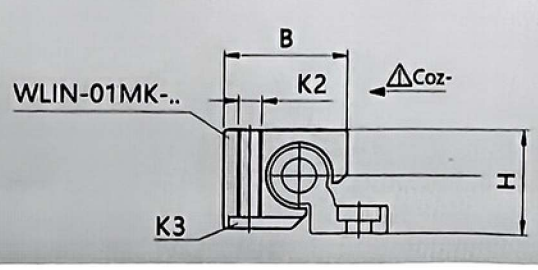


WLIN 滑块，圆形 – 载荷数据

尺寸：mm

| 产品代码 | 公差 [mm²] | 重量 g | B | C1 | C3 | A3 | K2 | K3 | 最大静态载荷 Coy | Coz+ | Coz- |
|---|---|---|---|---|---|---|---|---|---|---|---|
| WLIN-01M-10 | +0.030 +0.080 | 41 | 26 | 29 | 16 | 6.5 | M6 | M5 | | 1200 | 250 |
| WLIN-01MK-10 | +0.030 +0.080 | 41 | 26 | 29 | 16 | 6.5 | M6 | M5 | | 1200 | 250 |
| WLIN-01M-16 | +0.030 +0.080 | 100 | 34.5 | 36 | 18 | 9 | M8 | M6 | | 2100 | 400 |
| WLIN-01MK-16 | +0.030 +0.080 | 100 | 34.5 | 36 | 18 | 9 | M8 | M6 | | 2100 | 400 |
| WLIN-01M-20 | +0.030 +0.091 | 190 | 42.5 | 45 | 27 | 9 | M8 | M6 | | 3200 | 500 |
| WLIN-01MK-20 | +0.030 +0.091 | 190 | 42.5 | 45 | 27 | 9 | M8 | M6 | | 3200 | 500 |
| WLIN-01M-25 | +0.030 +0.091 | 425 | 52.5 | 58 | 36 | 11 | M10 | M8 | | 4800 | 950 |
| WLIN-01MK-25 | +0.030 +0.091 | 425 | 52.5 | 58 | 36 | 11 | M10 | M8 | 4800 | 4800 | 950 |

订货示例：

WLIN-01M-10 表示一个直径Φ10 圆形滑块，

WLIN-01MK-10 表示一个直径Φ10 圆形滑块，开口式，

可配合单轨，圆形

双滑，圆形